

MONITORING SYSTEM OF NTPS.
SUMMARY REPORT ON DIVERSITY AND MARKET
CHARACTERISTICS OF THE NTPS



Prepared by

ASM – Market Research and Analysis Centre Ltd.

ul. Grunwaldzka 5, 99-301 Kutno, Poland

December, 2005



TABLE OF CONTENTS

| | |
|---|-----------|
| INTRODUCTION..... | 4 |
| SUMMARY REPORT ON NATIONAL TECHNOLOGY PLATFORMS..... | 7 |
| 1. THE FINNISH CONSTRUCTION TECHNOLOGY PLATFORM..... | 18 |
| 1.1 Structure and goals of Finnish Construction Technology Platform | 19 |
| 1.2 Finnish Technology Platform's activities..... | 21 |
| 1.3 Finnish Technology Platform's activities in ECTP | 21 |
| 2. THE POLISH CONSTRUCTION TECHNOLOGY PLATFORM (PCTP) | 24 |
| 2.1 Structure and goals of PCTP | 24 |
| 2.2 FA groups and other groups in Polish Construction Technology Platform | 27 |
| 2.3 Polish Construction Technology Platform's activities..... | 28 |
| 2.4 Polish Construction Technology Platform's activities in ECTP | 29 |
| 3. THE DUTCH TECHNOLOGY PLATFORM..... | 32 |
| 3.1 Structure and goals of DeltaNeth | 32 |
| 3.2 FA groups in DeltaNeth..... | 35 |
| 3.3 DeltaNeth activities | 35 |
| 3.4 DeltaNeth activities in ECTP | 36 |
| 4. THE SPANISH TECHNOLOGICAL PLATFORM | 39 |
| 4.1 Structure and goals of Spanish Technological Platform..... | 39 |
| 4.2 FA groups and other groups in Spanish Technological Platform..... | 41 |
| 4.3 Spanish Technological Platform's activities..... | 42 |
| 4.4 Spanish Technological Platform's activities in ECTP | 43 |
| 5. THE SWEDISH CONSTRUCTION TECHNOLOGY PLATFORM | 45 |
| 5.1 Structure and goals of Swedish Construction Technology Platform | 45 |
| 5.2 Swedish Construction Technology Platform's activities..... | 47 |
| 6. THE DANISH CONSTRUCTION TECHNOLOGY PLATFORM..... | 49 |
| 6.1 Structure and goals of Danish Construction Technology Platform..... | 49 |
| 6.2 FA groups in Danish Construction Technology Platform | 50 |
| 6.3 Danish Construction Technology Platform's activities | 51 |
| 6.4 Danish Construction Technology Platform activities in ECTP | 52 |
| 7. THE FRENCH TECHNOLOGY PLATFORM | 54 |
| 7.1 Structure and goals of French Technology Platform. | 54 |
| 7.2 FA groups and other groups in French Technology Platform | 56 |
| 7.3 French Technology Platform's activities..... | 57 |
| 8. HELLENIC CONSTRUCTION TECHNOLOGY PLATFORM (HCTP)..... | 59 |
| 8.1 Structure and goals of HCTP..... | 59 |
| 8.2 FA groups and other groups in Hellenic Construction Technological Platform..... | 61 |



| | | |
|------------|---|------------|
| 8.3 | Hellenic Construction Technological Platform's activities | 62 |
| 8.4 | Hellenic Construction Technology Platform's activities in ECTP | 63 |
| 9. | THE UNITED KINGDOM TECHNOLOGY PLATFORM | 66 |
| 9.1 | Structure and goals of UK Technology Platform | 66 |
| 9.2 | UK Technology Platform's activities..... | 69 |
| 9.3 | UK Technology Platform's activities in ECTP | 70 |
| 10. | THE CROATIAN CONSTRUCTION TECHNOLOGY PLATFORM | 72 |
| 10.1 | Structure and goals of Croatian Construction Technology Platform | 72 |
| 10.2 | FA groups in Croatian Construction Technology Platform..... | 73 |
| 10.3 | Croatian Construction Technology Platform's activities | 74 |
| 10.4 | Croatian Construction Technology Platform's activities in ECTP..... | 75 |
| 11. | THE SLOVENIAN CONSTRUCTION TECHNOLOGY PLATFORM..... | 78 |
| 11.1 | Structure and goals of Slovenian Construction Technology Platform | 78 |
| 11.2 | FA groups in Slovenian Construction Technology Platform..... | 81 |
| 11.3 | Slovenian Construction Technology Platform's activities | 81 |
| 11.4 | Slovenian Construction Technology Platform's activities in ECTP..... | 83 |
| 12. | THE BELGIAN TECHNOLOGY PLATFORM | 86 |
| 12.1 | Structure and goals of Belgian Technology Platform | 86 |
| 12.2 | FA groups and other groups in Belgian Technology Platform | 88 |
| 12.3 | Belgian National Platform's activities..... | 88 |
| 13. | THE NORWEGIAN CONSTRUCTION TECHNOLOGY PLATFORM..... | 90 |
| 13.1 | Structure and goals of Norwegian Construction Technology Platform | 90 |
| 13.2 | FA groups in Norwegian Construction Technology Platform | 92 |
| 13.3 | Norwegian Construction Technology Platform's activities..... | 93 |
| 13.4 | Norwegian Construction Technology Platform's activities in ECTP..... | 94 |
| 14. | THE LITHUANIAN TECHNOLOGY PLATFORM..... | 96 |
| 14.1 | Structure and goals of Lithuanian Technology Platform | 96 |
| 14.2 | FA groups and other groups in Lithuanian Technology Platform | 96 |
| 14.3 | Lithuanian National Technology Platform's activities | 97 |
| | LIST OF FIGURES | 98 |
| | LIST OF TABLES | 101 |
| | APPENDIX | 101 |



INTRODUCTION

The history of European Construction Technology Platform (ECTP) starts in Spring 2003 when the European Council for Construction Research Development and Innovation decided to create a group of the most important public and private institutions responsible for the technological development that could make the construction sector the most attractive and competitive on a global level. The official opening took place on a conference in Maastricht in October 2003.

The most important task of ECTP is to brought together individual visions of each European countries to create the common vision of the European environment of the future. ECTP in its structure and activities base on a two main fields: Focus Area groups (FA) working in 7 main areas and National Technology Platforms (NTPs) network. Representatives from each European country can cooperate with ECTP both by the activity in NTP and directly in ECTP structures. One of the role of ECTP is linking existing National Technology Platforms but also promotion and support new ones without any experience. The aims of ECTP as well as NTPs can be realized only on the basis of good cooperation between them. It is very important to exchange the information, experience and best practice, to map national and European regulations and policies relating to construction sector but also to become transparent in goals, approaches, research agendas etc. in order to learn from each other.

Unquestionable stays the need of existing NTPs and their cooperation. The question is how to make this cooperation possible and effective. In our opinion one of the best solution and important task is to create efficient communication instrument that would allow to transfer the knowledge and build up a trans-international discussion forum.

ASM - Market Research and Analysis Centre Ltd prepared the system for collection all the most important and actual information about both existing and forming National Technology Platforms.

All details connected with the project as well as expected effects are described bellow.

Information about the project.

The project is based on an on-line questionnaire form located at ASM web site that is available for all NTPs and fill by them. The scheme of data collecting is shown below:

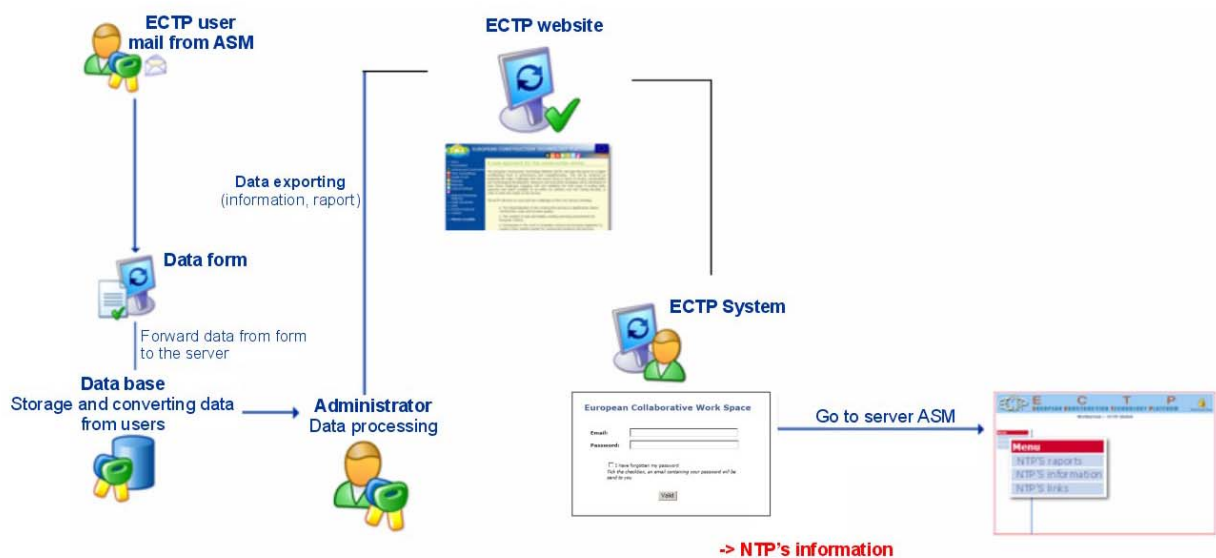


Fig.1. Data collecting scheme.

ASM sent to all National Technology Platforms a link to the questionnaire form.

The information in questionnaire form are subdivided into 3 main groups:

- 1) Structure of NTP (including starting date, type of organization, number of members with pointing the sector they represent)
- 2) Organizations in NTP (detailed data about existing Management Group, Focus Areas, Working Groups etc., their types and members)
- 3) ECTP representatives (people who are selected from NTP to the cooperation with ECTP's HLG, SG and FA)

All questionnaires have been filled in on-line and sent back to the ASM server. After collecting and putting in order all gain data the web site administrator sent them to the ECTP server together with the reports prepared on the basics of questionnaires.

Filled questionnaires as well as all reports will be available to the public on the ECTP web site.



The information obtained from completed questionnaire forms allow to write present report being a valuable source of actual information about National Technology Platforms.

The following report is subdivided into three main paragraphs. The first one refers to the general information about all NTPs and contains summary report on platforms, their members, structures, goals and activities. The second part is dedicated to particular NTPs. In this part detailed information about each platform can be found. The last part of the report is prepared in a form of enclosure and contains personal data of all persons engaged into platform's activities.

The report was prepared by Elżbieta J. Syrda – chairman of ASM in cooperation with Aleksandra Tkacz from ASM Department of Research and Transfer of Knowledge and Robert Bagiński from ASM Informatics Department.



SUMMARY REPORT ON NATIONAL TECHNOLOGY PLATFORMS

The European Construction Technology Platform (ECTP) network focus 20 National Technology Platforms' initiatives. There are 15 countries having initiatives declared as a National Technology Platforms: Austria, Belgium, Croatia, Denmark, Finland, France, Greece, Lithuania, The Netherlands, Norway, Poland, Slovenia, Spain, Sweden and United Kingdom. 3 initiatives from Czech, Germany and Switzerland are starting in the process of working as National Technology Platforms There are also 2 countries like Portugal and Cyprus that are leading up to create a NTP.

15 of existing or planned NTPs sent back their questionnaires forms to ASM. Following statistics and comments will refer to the 14 of them (except Austria which sent not enough information and can not be included in report). Not every country fulfilled whole questionnaires so we threat obtained information as a draft view on a NTP situation in ECTP. When the information become complete it will be possible to prepare a report showing the real condition of national platforms.

Below you can find a time axel presenting the moments of NTPs creation.

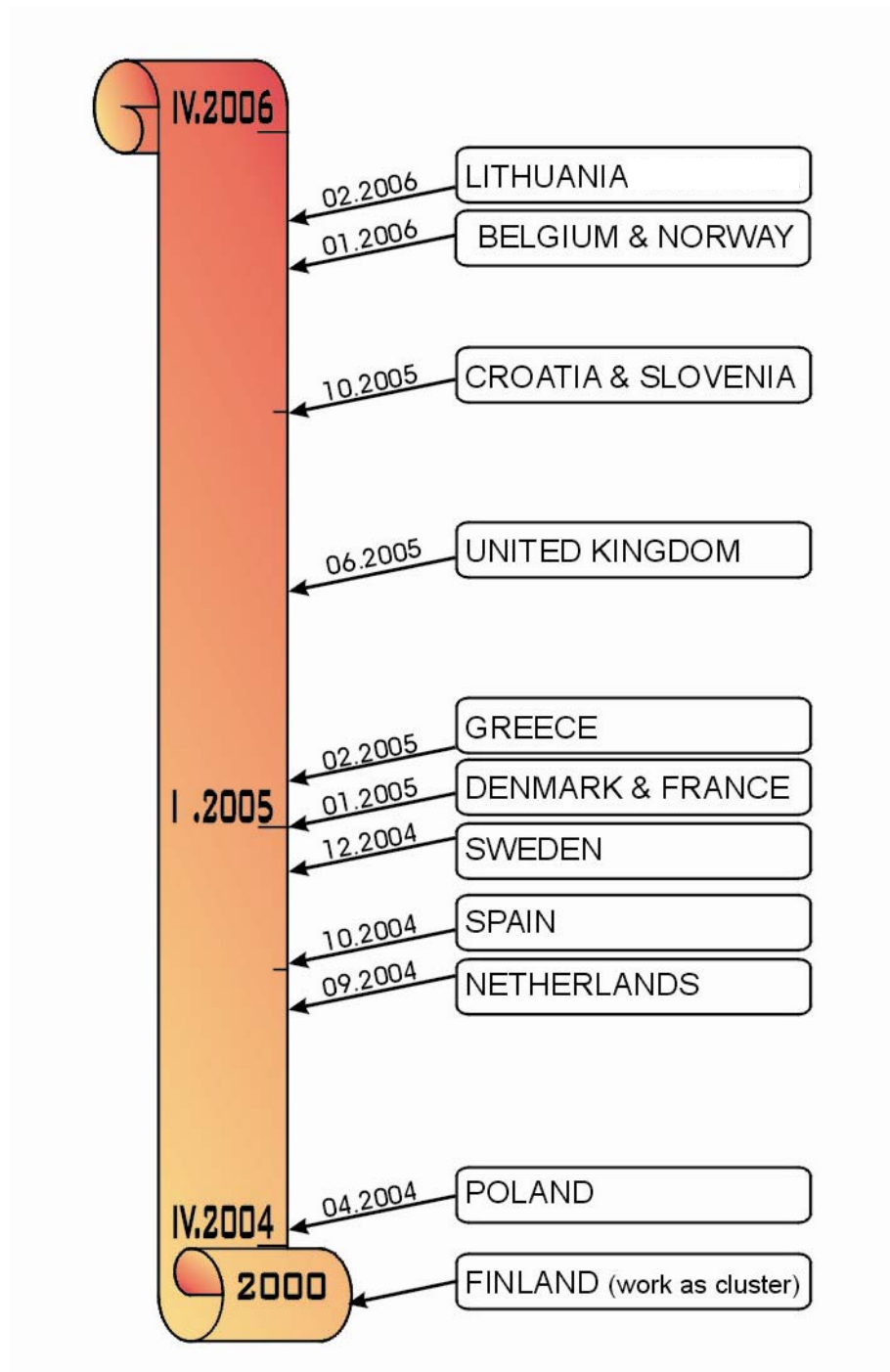


Fig. 2. Time axel showing moments of NTP creation.

As can be seen between the existing platforms 5 of them have more than 1 year, 3 have more than half a year and 3 of NTP exist from less than 6 months. There are also 3 platforms that will be opened next year.

Taking into consideration the number of platforms having their own structure only 4 of 14 do not have a structure yet. The rest of platforms have a structure conforming to the ECTP structure.

All NTP except one (Finland) work as an open network what allow many organizations complying with requirements to become a member of the platform.

Taking into account the number of NTP members the biggest platform is Belgian Construction Technology Platform and the smallest one is Norwegian TP. In a group of platform existing more than one year the biggest is Polish TP and in a group of the youngest platform – the Belgian one.

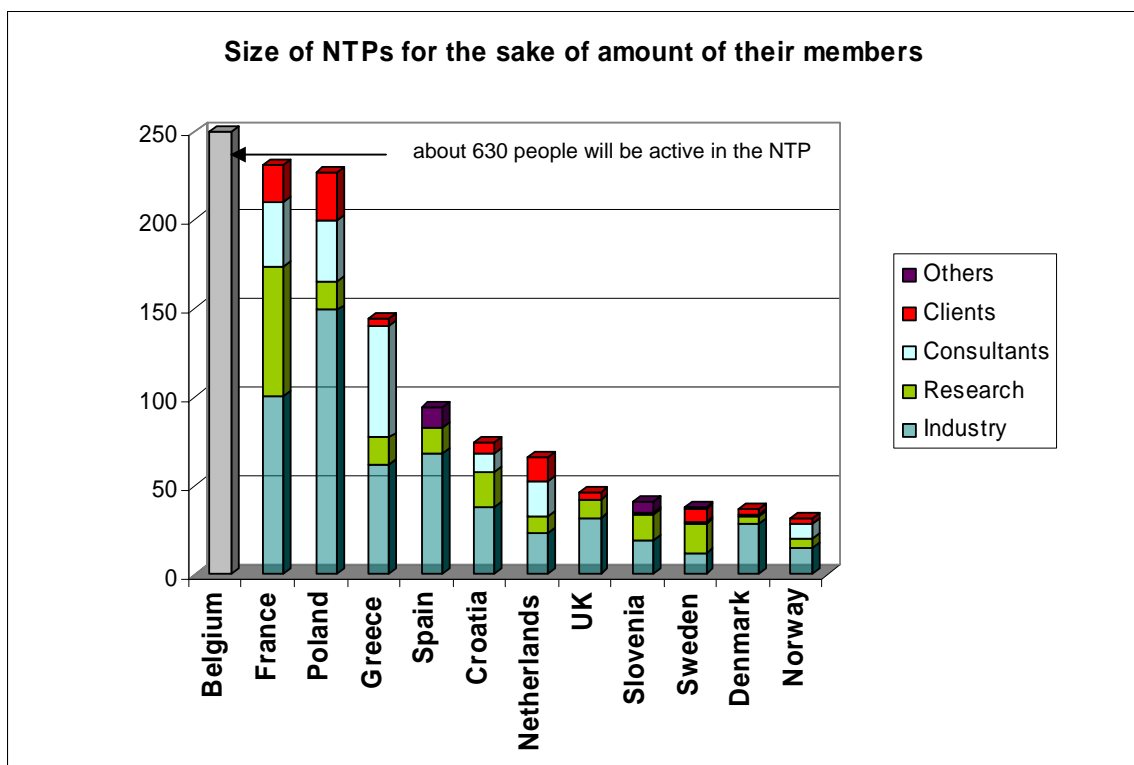


Fig. 3. Size of NTPs for the sake of amount of their members.

All NTPs are represented by the leaders of several types of organizations. The biggest group of representatives comes from industry (more than 50%), than research (~20%), consultants (~20%), clients (10%) and other organizations. The participation of mentioned organizations in a NTPs is shown on a graph.

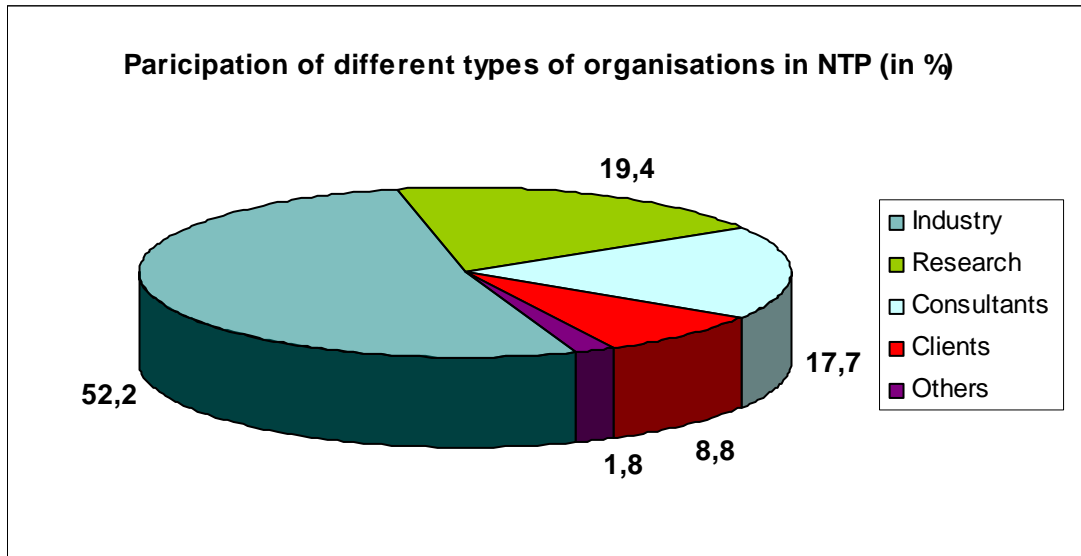


Fig. 4. Percentage participation of different types of organizations in NTPs creation.

In 9 NTPs on the top of organization there is a High Level Group (HLG). Other platforms plan to create that body. The **main goals** of the HLG are:

- approval of documents,
- promotion,
- lobbying,
- construction sector commitment,
- NTP representation for society or/and government.

Not every platform put mentioned goals as their own. The number of NTPs filling each goal is listed below.

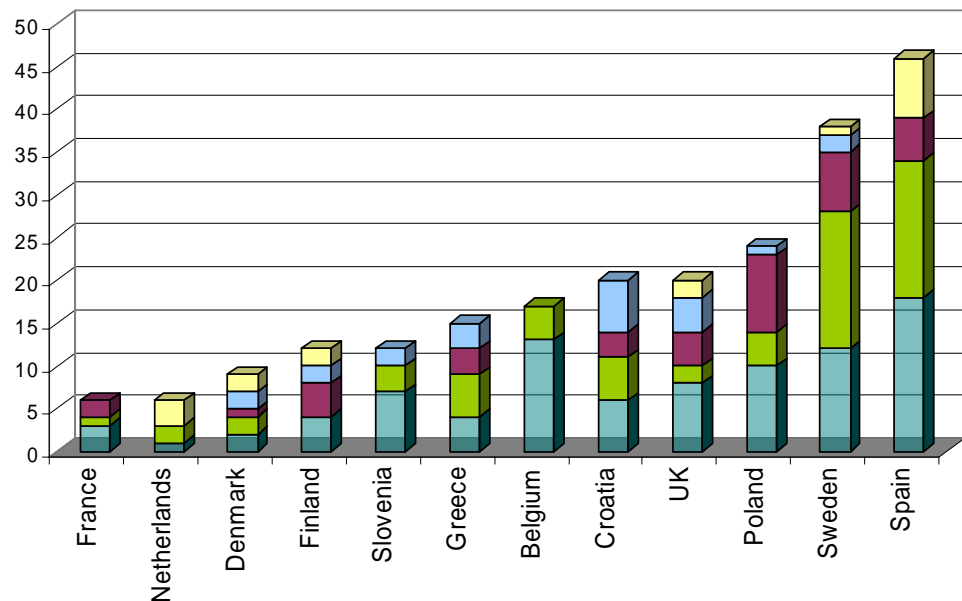
Table 1. The number of NTPs filling each High Level Group goal.

| Goals of HLG | Number of NTP filling the goal |
|--------------------------------|--------------------------------|
| approval of documents | 9 |
| lobbying | 10 |
| promotion | 11 |
| construction sector commitment | 11 |
| NTP representation | 10 |
| others | 3 |

The HLG work in many platforms is supported by Management Group what refer to the ECTP SG. This supporting group exist in 13 countries and is composed of leaders representing industry (in greater part), research, clients, consultants and other organizations.

The specification for particular national platforms is shown below.

Management Group workers in NTPs in consideration to types of organizations



| | | | | | | | | | | | | |
|-------------|----------|----------|----------|-----------|-----------|-----------|-----------|-----------|-----------|-----------|-----------|-----------|
| Industry | 3 | 1 | 2 | 4 | 7 | 4 | 13 | 6 | 8 | 10 | 12 | 18 |
| Research | 1 | 2 | 2 | | 3 | 5 | 4 | 5 | 2 | 4 | 16 | 16 |
| Clients | 2 | | 1 | 4 | | 3 | | 3 | 4 | 9 | 7 | 5 |
| Consultants | | | 2 | 2 | 2 | 3 | | 6 | 4 | 1 | 2 | |
| Others | | 3 | 2 | 2 | | | | | 2 | | 1 | 7 |
| Sum | 6 | 6 | 9 | 12 | 12 | 15 | 17 | 20 | 20 | 24 | 38 | 46 |

Fig. 5. Management Group workers in NTPs in consideration to types of organizations.

In ECTP structure there are 7 main as called Focus Area group assembling both specialists, scientists and industry leaders from the most important from economical and social point of view domains. They are:

1. Underground Construction
2. Cities & Buildings
3. Sustainable Construction
4. Materials
5. Cultural Heritage
6. Processes & ICTs
7. Safety & health

12 of NTPs have in their structure FA compatible with those in ECTP FA as shown on a graph below.

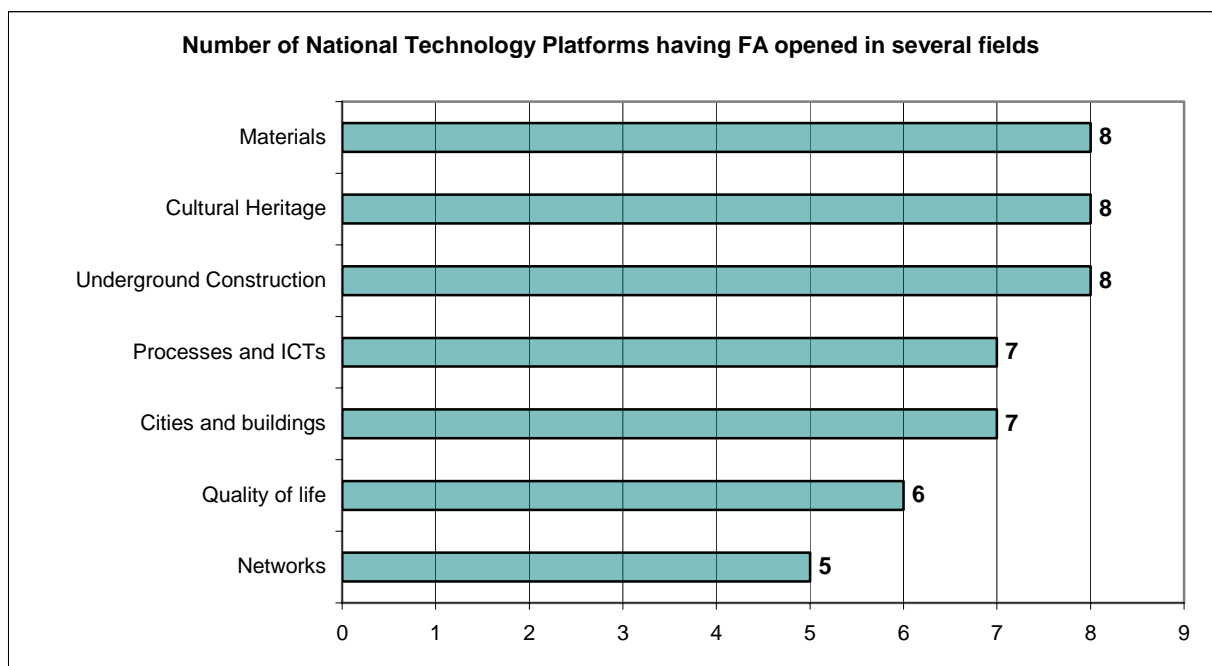


Fig. 6. Number of National Technology Platforms having FA opened in several socio-economical domains.

There are two countries – Denmark and Greece – that have in their structure different types of FA groups. Mentioned FA groups are shown on a graph.

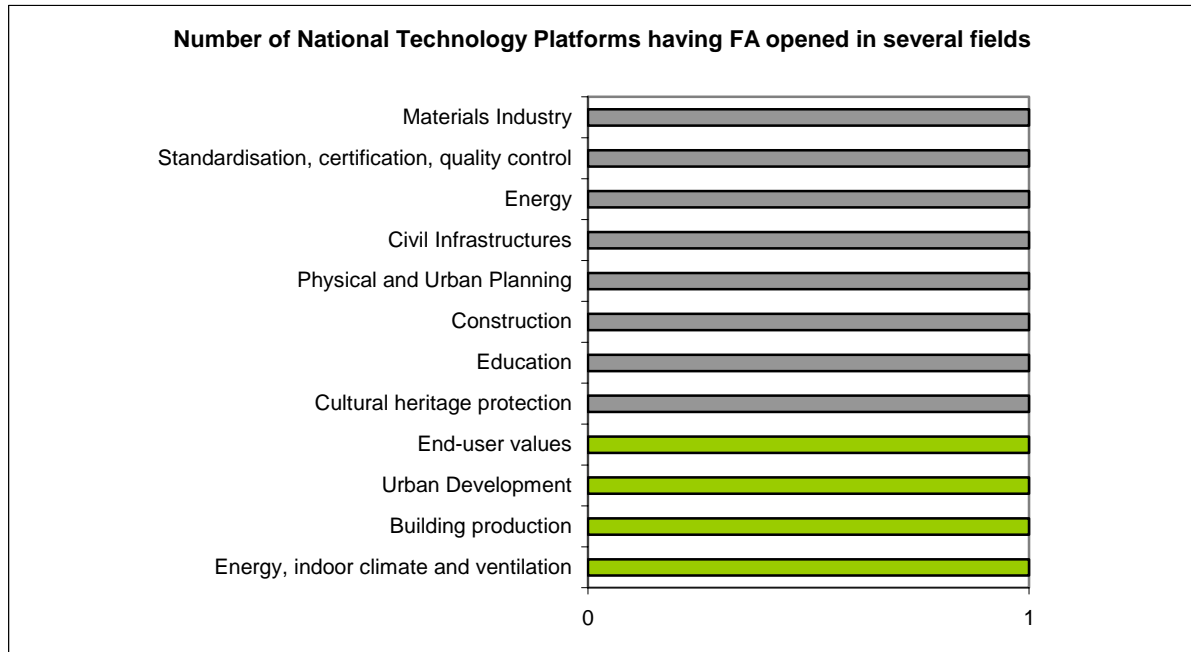


Fig. 7. FAs in Danish (■) and Greek (■) TP.

The FA groups are leading by the representatives of 4 main groups. The strongest representation comes from industry and then research (this stay in a good agreement with the idea of ECTP – each national platform should be represented mostly by industry and then research).



Fig. 8. Number of organizations' leaders in FA groups (except Denmark and Greece).

Number of organizations' leaders in FA groups

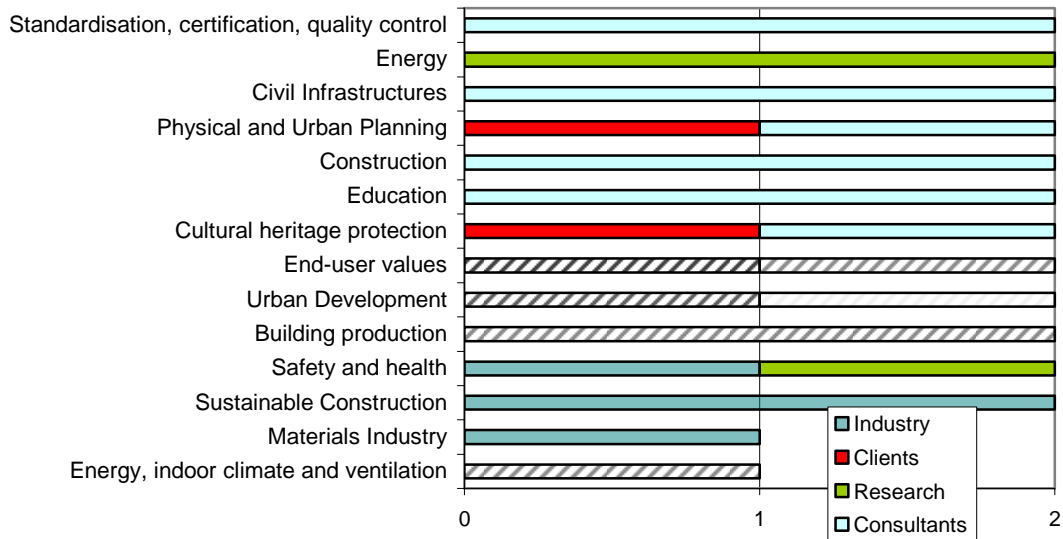


Fig. 9. Number of organizations' leaders in FA groups for Danish (□) and Greek (■) TP.

The questionnaires filled by National Technology Platforms allow to examine and estimate the activity of each platform on a background of the others. The activity is examined in 3 categories: number of organized activities, engagement in preparing national documents and promotion activities.

Taking into account the amount of organized activities (seminars, conferences, meetings) it should be affirmed that the most active platforms are Greek, Polish and Spanish Technology Platforms. One of the organized activities is very important from platform's point of view and it is plenary assembly meeting. Last year 14 NTPs organized totally 15 plenary assemblies what gives the average result in a number of 1.07. It means that members in every national platform meet each other at least once a year. There are 3 NTPs that have only one meeting a year (Croatia, The Netherlands and Spain) and 2 that meet more often – 5 (Poland) or 7 (Denmark) times a year.

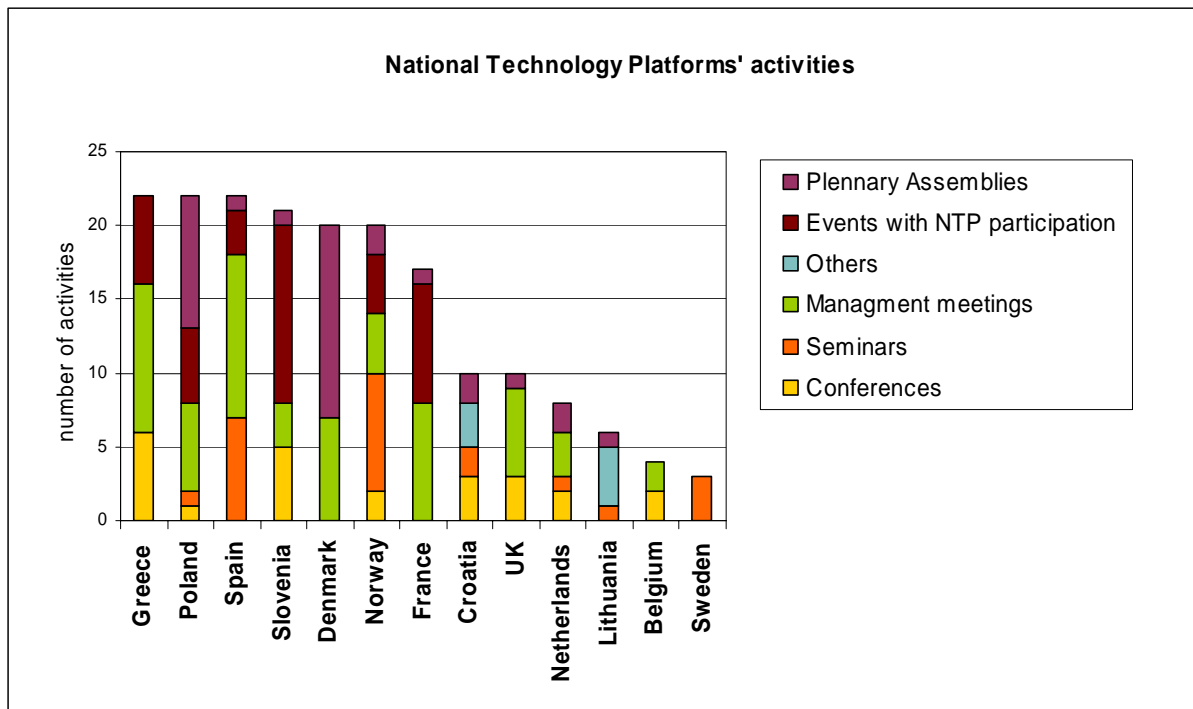


Fig. 10. Activities organized or participated by NTPs.

The most active platform in accordance to the prepared documents (ToR, Vision 2030, SRA) are:

- France, Greece and Spain – 3 finished and approved documents
- Denmark – 3 finished and approved documents, 1 in process of preparing
- Norway – 3 finished documents waiting for approval
- Sweden – 2 finished and approved documents
- UK – 2 finished (1 of them approved) documents, 1 in process of preparing
- Slovenia – 1 finished document, 2 in process of preparing
- Poland – 1 finished document and 1 in process of preparing
- Croatia – 2 documents in process of preparing

Below you can find some statistics that show the stage of preparing 3 main types of documents: ToR, Vision 2030 and SRA.



Table 2. Statistic of documents prepared by NTPs

| | Finished and approved | Finished before approval | In process of preparing | Planned | Did not plan |
|--------------------|------------------------------|---------------------------------|--------------------------------|----------------|---------------------|
| ToR | 6 | 2 | 1 | 2 | 1 |
| Vision 2030 | 5 | 3 | 1 | 2 | 1 |
| SRA | 3 | 1 | 7 | 2 | - |
| Others | - | - | 1 | 2 | - |

Taking into account the engagement into promotion it has to be said that most of NTPs already prepared some brochures, posters, etc. 6 platforms has their own web site addresses mostly in English too.

All platforms activities are financed by three main sources: the government, sponsors and NTP's members. Below table shows the number of NTPs sponsored by each of the source.

Table 3. Percentage financing of NTPs

| Source/percentage of financing | ≥ 50 % | < 50 % |
|---------------------------------------|---------------|------------------|
| Government/Budget | 3 | 3 |
| Sponsoring | - | 2 |
| NTP members | 10 | 1 |

One of the main and very important task of every National Technology Platform is to engage in ECTP activities and work. Comparing the number of NTP members working in ECTP HLG and SG (only those two groups are taken because of the real determinant of the activity) the first place from among all NTPs belong to The Spanish Technological Platform.

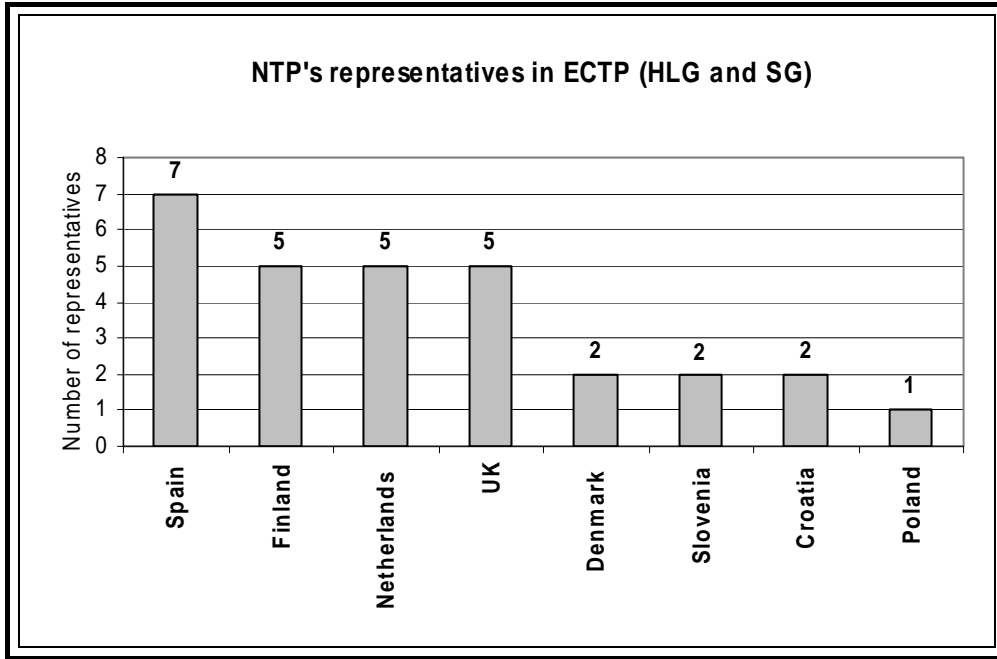


Fig. 11. NTPs in ECTP according to the number of NTP representatives.

According to the number of NTP representatives in ECTP FA on the first place are DeltaNeth, Croatia and Belgium having 15 national representatives.

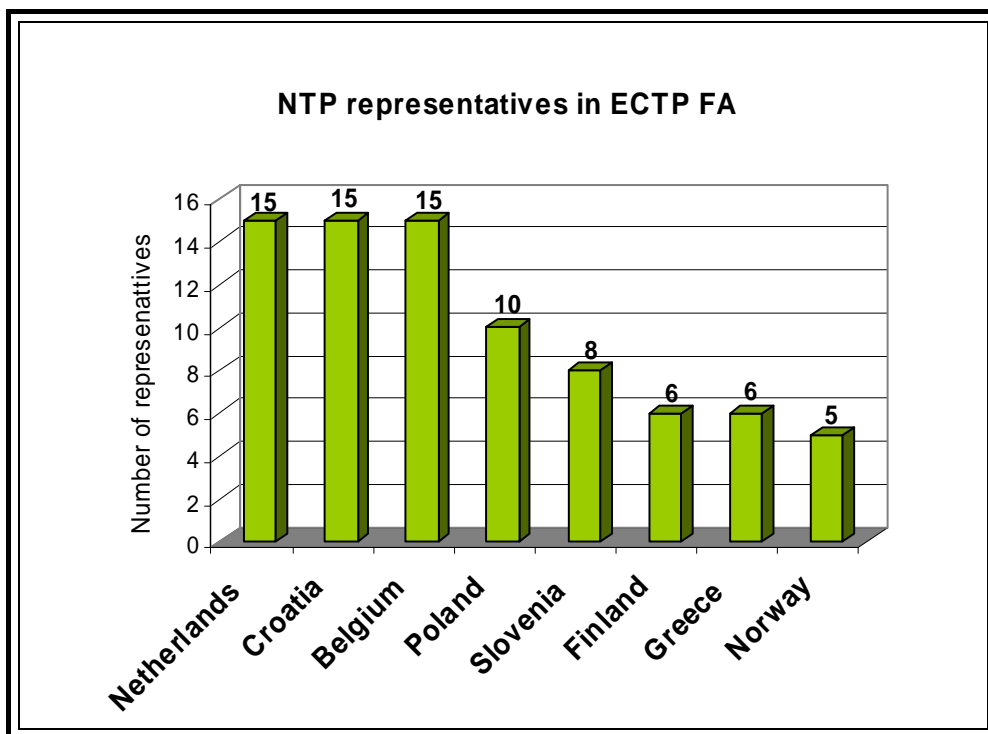
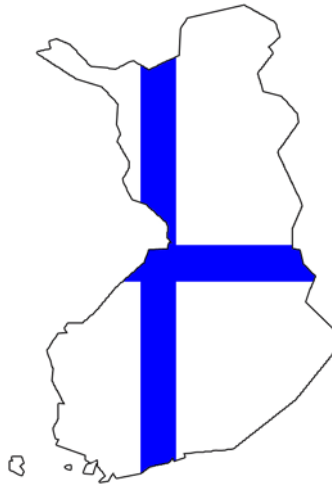


Fig. 12. NTPs in ECTP (including FA) according to the number of NTP representatives.

The Finnish Construction Technology Platform



| | | |
|---|--|----------|
| Capital | | Helsinki |
| Member in EU from | | 1995 |
| Total area (2003) in thous. km² | | 338,1 |
| Population in thous. | | 5 213 |
| GPD (2004) in bn euro | | 149,7 |
| GPD per Capita in PPS | | 25 600 |
| Gross value added in 2004 (in %) | Agriculture, forestry and fishing | 3,1 |
| | Industry | 24,8 |
| | Construction | 5,4 |
| Indices of industrial production (total) <i>previous year=100</i> | | 104,2 |
| Indices of construction production | | 103,7 |
| Gross domestic expenditure on R&D (by main source of funds) in 2002 (in %) | Industry | 69,5 |
| | Government | 26,1 |
| | Abroad | 3,1 |



1. THE FINNISH CONSTRUCTION TECHNOLOGY PLATFORM

1.1 Structure and goals of Finnish Construction Technology Platform

The Finnish Real Estate and Construction Clusters Vision 2010 has operated already since 2000. The Vision 2010 was recognized as the National Technology Platform in the summer 2004. VTT assignment as the NTP Coordinator took officially place in the beginning of 2005.

The official coordinator of the platform is Mr. Lauri Ratia from Oy Lohja Rudus Ab who is simultaneously chairman of the High Level Group of Vision 2010.

He is supported by Matti Kokkala from VTT Technical Research Centre of Finland responsible for the secretary's office.

It is impossible to give the number of Finnish TP's member because there are no formal members. Through the participating organizations there are almost 500 000 people working in the field as a members.

The main goals that platform placed to their members are:

- to identify global trends and drivers of change
- to formulate a common vision for real estate & construction cluster
- to identify common development actions needed on the way towards the vision

There is no formal organization structure within the Finnish TP.

On the top of the Finnish Technology Platform there is a Vision 2010 Management Group with the similar rights as HLG. To this group belong 13 persons from different types of organizations (CEOs of major companies and heads of public organizations). The specification of Management Group members is shown on a graph.

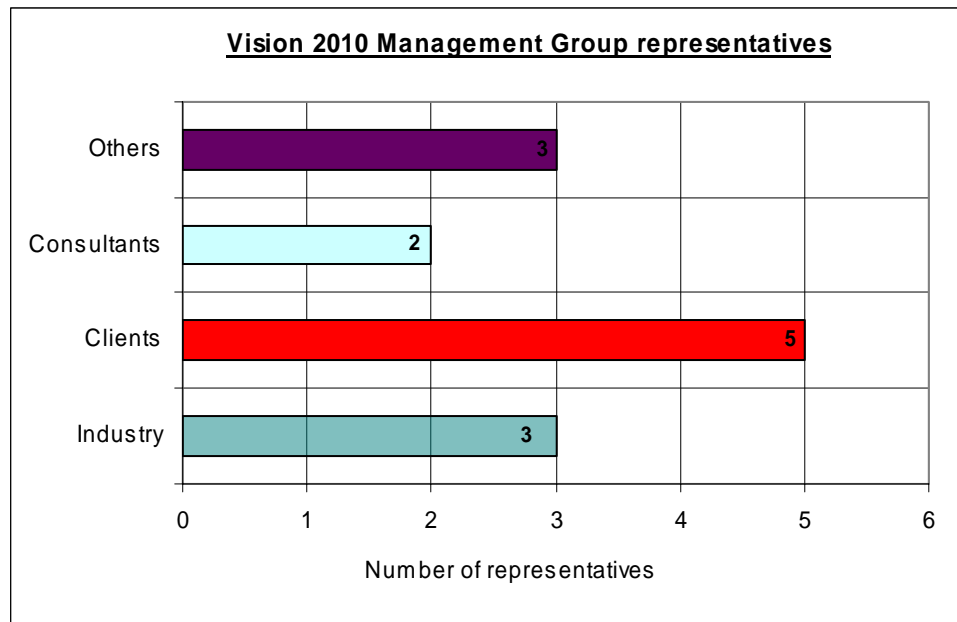


Fig. 13. Vision 2010 Management Group representatives.

The main role of the Management Group is:

- approval of documents,
- construction sector commitment.

The Vision 2010 Management Group activities are supported by Vision 2010 Steering Group consisting of CEOs of industry associations.

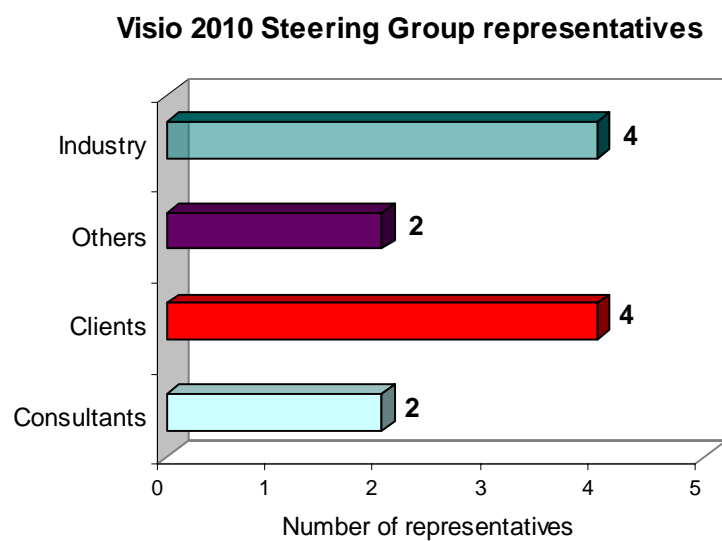


Fig. 14. Vision 2010 Steering Group representatives.



In the structure of Finnish National technology Platform there is also additional body named Vision 2010 Communication Team. Its task is to produce material for communication of the outcomes of the Vision 2010 work and to arrange informative events.

1.2 Finnish Technology Platform's activities

In comparison with other NTP's Finnish TP is not so active in organizing events (up to now they organized only two of them: Tekes R&D Programme Seminar and Kiinteistö- ja rakennus Forum) but quite active in preparing documents:

- Innovative R&D Networking for the RECC, 2003
- Visio 2010, Report 3, 2004
- Visio 2010 Report 4 - Update of Strategy, 2005 (all finished and approved) and promotion materials (posters, web site <http://www.visio2010.fi>).

All platform's activities are financed exclusively by its members.

The platform cooperate with ministries, national agencies and regional administration bodies.

1.3 Finnish Technology Platform's activities in ECTP

Finnish Technology Platform is an active member of ECTP. There are 7 persons – leaders from different types of organizations – delegated to represent Finnish platform's interests in ECTP. Personal details of mentioned delegates and ECTP bodies they are working in can be found in an attachment.

Taking into account the number of NTP members working in ECTP HLG and SG The Finnish TP is situated on the second place (together with Netherlands and UK) in Europe.

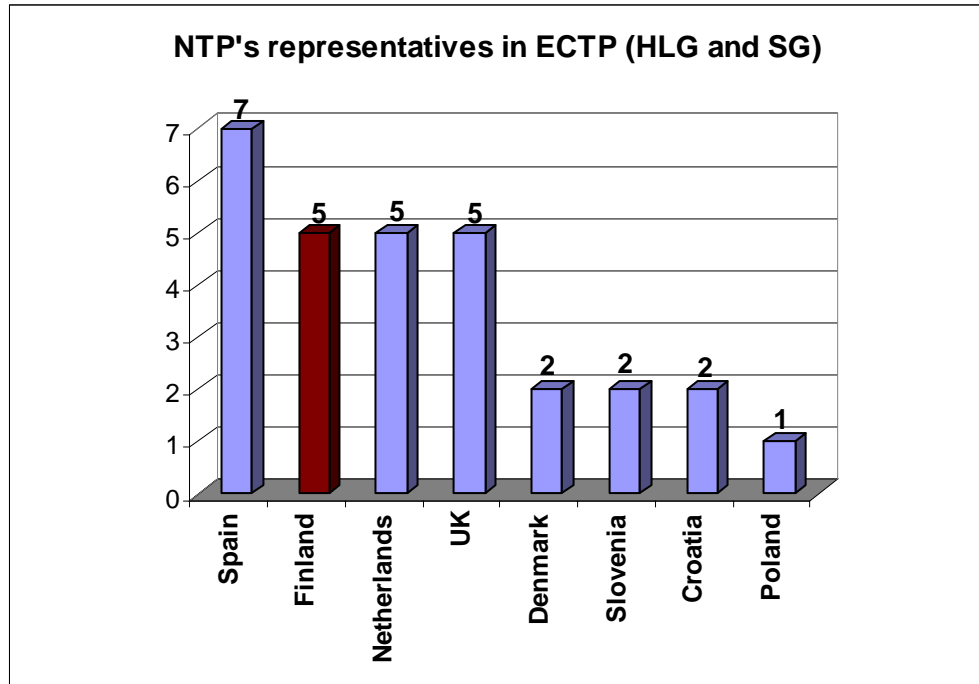


Fig. 15. Finnish NTP place in ECTP according to the number of NTP representatives.

According to the total number of NTP representatives in ECTP FA Finnish TP is on the 6th position.

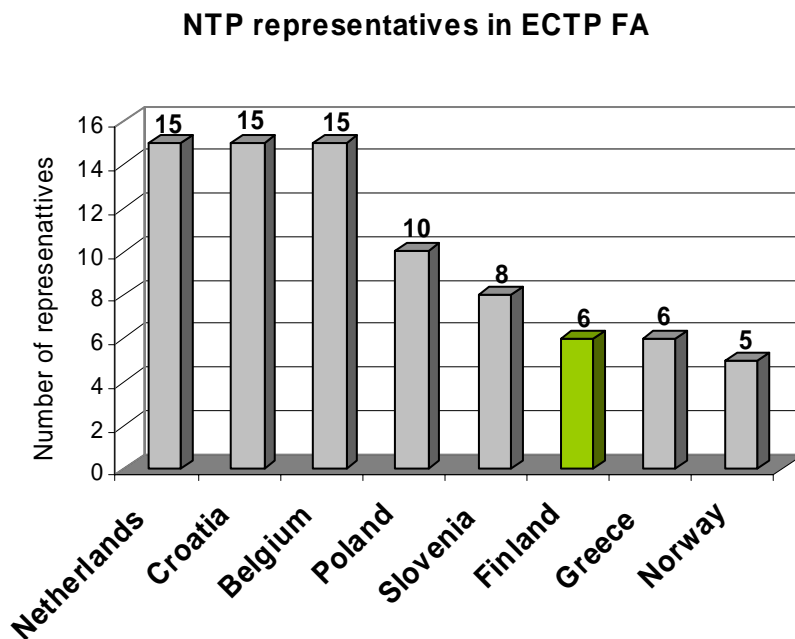


Fig. 16. Finnish NTP place in ECTP FA according to the number of NTP representatives.

The Polish Construction Technology Platform



| | | |
|---|--|------|
| Capital | Warsaw | |
| Member in EU from | 2004 | |
| NTP from | 26.04.04 | |
| Total area (2003) in thous. km² | 312,7 | |
| Population in thous. | 38 205 | |
| GPD (2004)in bn euro | 195,3 | |
| GPD per Capita in PPS | 10 500 | |
| Gross value added in 2004 in % | Agriculture, forestry and fishing | 3,4 |
| | Industry | 27,0 |
| | Construction | 5,5 |
| Indices of industrial production (total) <i>previous year=100</i> | 112,3 | |
| Indices of construction production | 99,1 | |
| Gross domestic expenditure on R&D (by main source of funds) in 2002 in % | Industry | 30,0 |
| | Government | 61,9 |
| | Abroad | 4,8 |

2. POLISH CONSTRUCTION TECHNOLOGY PLATFORM (PCTP)

2.1 Structure and goals of PCTP

The Polish Construction Technology Platform was established on April 26th, 2006 on the initiative of ASM - Market Research and Analysis Centre. The coordinator of the platform is Elżbieta J. Syrda – chairman of the ASM. She is supported by Aleksandra Tkacz and Katarzyna Grabarska – PCTP contact persons working for ASM.

The platform works as an open network and associates constructors, architects, developers, branch associations, producers and institutes connected with building industry. The PCTP has more than 220 members who represent several types of organizations as shown below. Such a big amount of members makes Polish platform fourth in Europe.

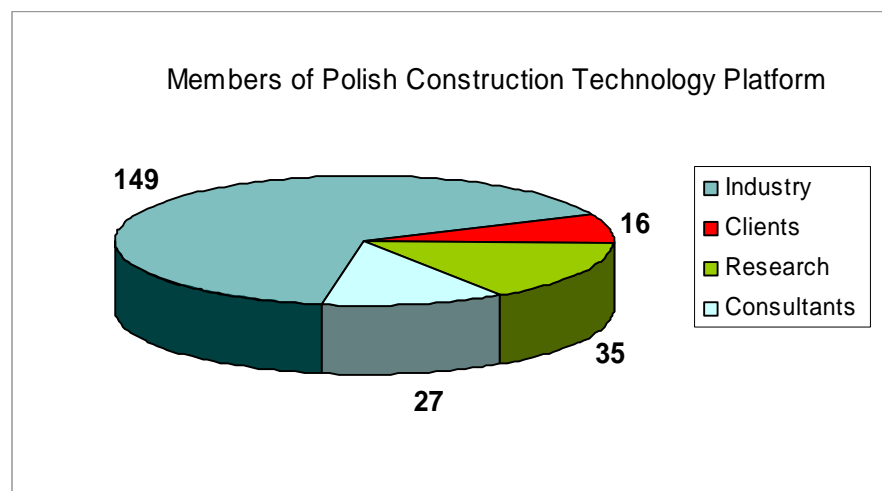


Fig. 17. Members of PCTP.

The main goals of the PCTP are:

- participation in the ECTP activities as a response for initiatives,
- building the cohesion on the strategy, programs and funds between European and Polish level,
- legislation,
- participation in Trans National and European research programs,
- building the bridge between science and industry,
- involvement SME's for innovation programs and activities,
- transfer of knowledge & technology,

- participating in national framework programme,

The structure of the PCTP stay in accordance with the ECTP organization scheme and is shown below.

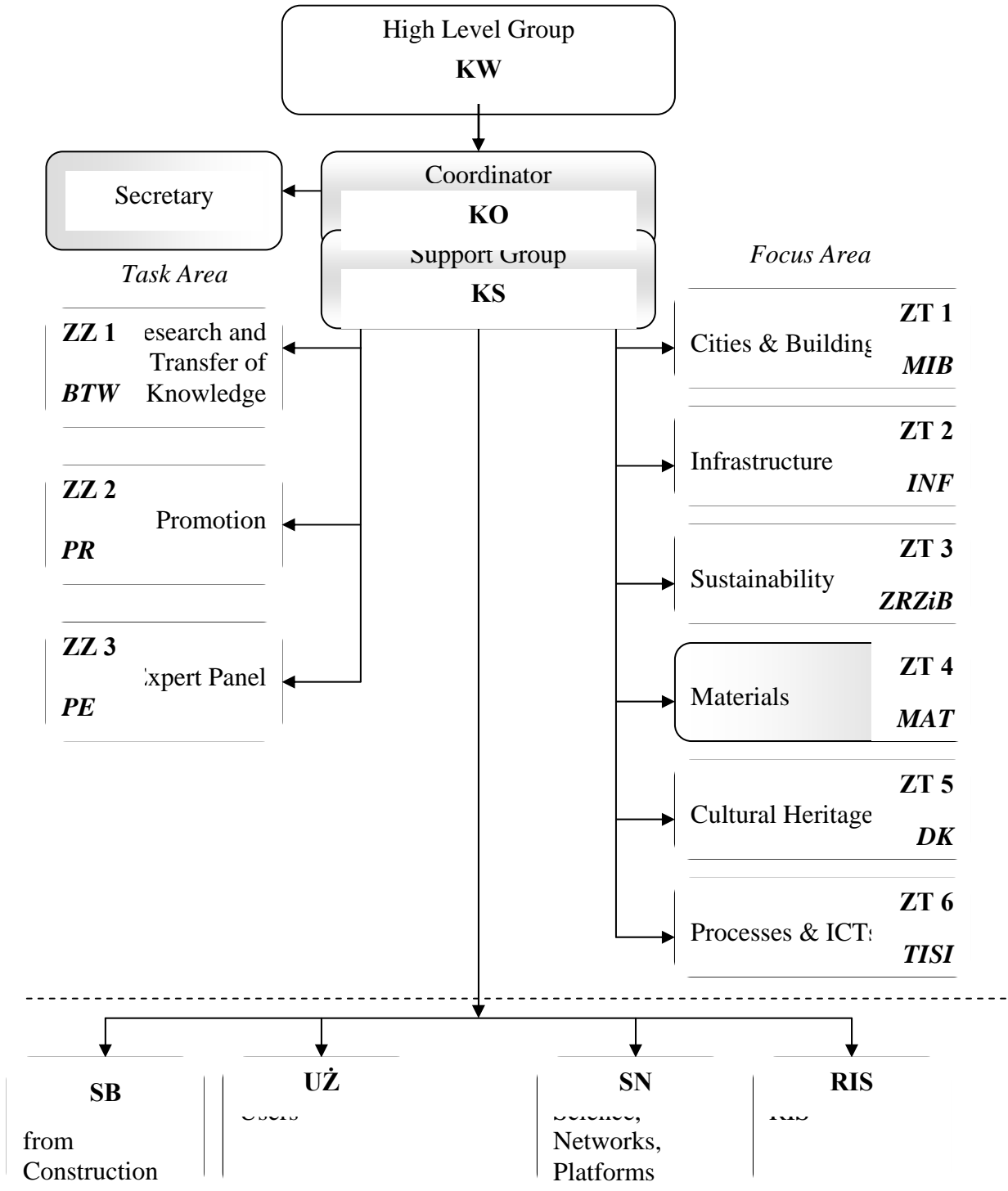


Fig. 18. Polish Construction Technology Platform structure.

On the top of the Polish Construction Technology Platform there is a High Level Group (Komitet Współpracy) created by 25 leaders from different types of organizations as shown on a graph below.

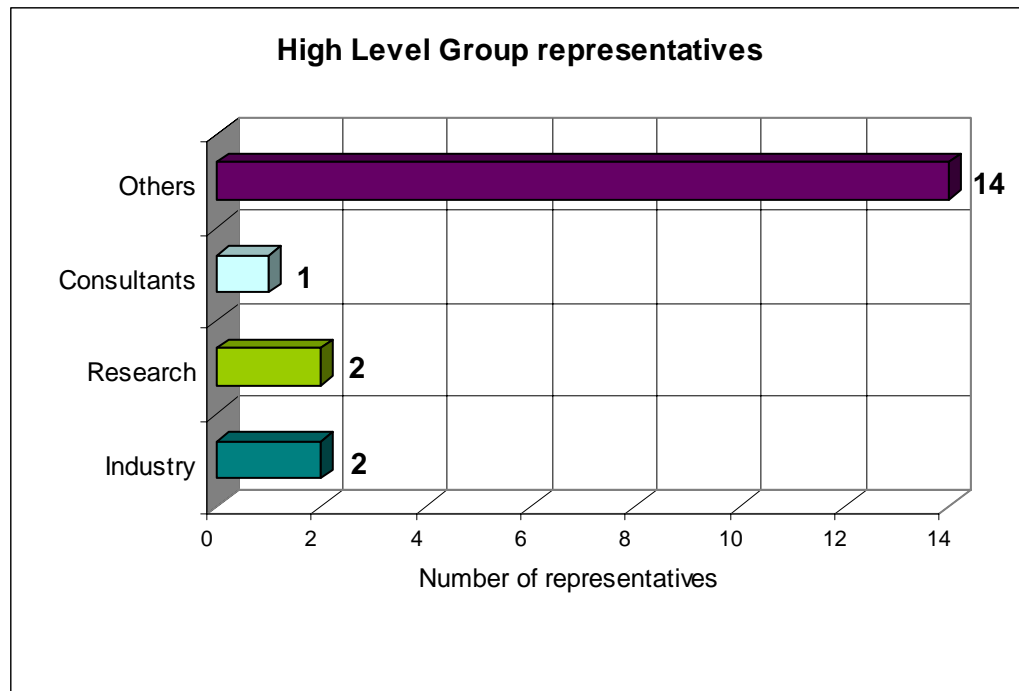


Fig.19. HLG representatives.

The main goals of the PCTP HLG are:

- lobbying,
- construction sector commitment,
- NTP representation for society or/and government,

The HLG work is supported by Support Group (Komitet Sterujący) that has a status of executive committee. To the Support Group belong platform's coordinator, Focus Area and Task Area leaders also leaders of other branches as shown below.

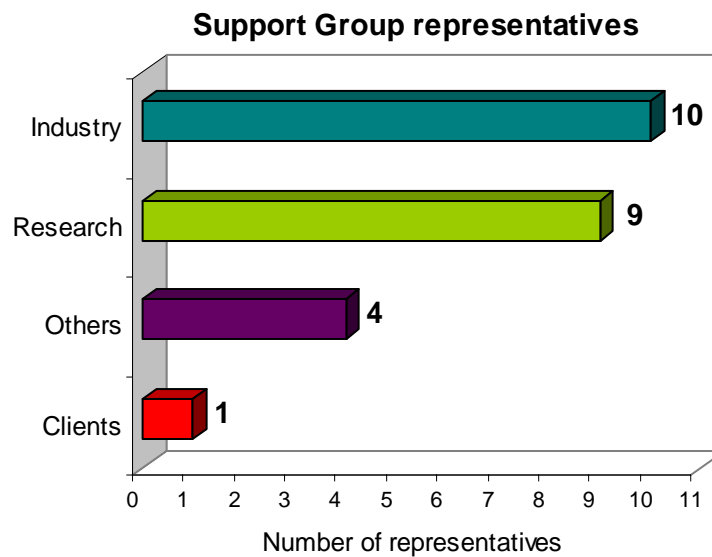


Fig. 20. Support Group representatives in PCTP.

2.2 FA groups and other groups in Polish Construction Technology Platform

There are 6 Focus Area groups in PCTP adequate to that in ECTP:

1. Cities & Buildings
2. Infrastructure
3. Sustainability
4. Materials
5. Cultural Heritage
6. Processes & ICT

The personal data of each FA leaders will be given in an attachment of this report.

In the Polish Construction Technology Platform there are also 3 Task Areas:

- **Research and Transfer of Knowledge.** The main task of this group is:
 - to analyze economy's needs,
 - initiation and leading of scientific-technical researches (financed by EU),
 - including PCTP into European projects,
 - informing about new projects,
 - preparing projects and training programs,
 - transfer of knowledge support,



- research results dissemination,
- to organize seminars and workshops (also annual conference „Science for Building”),
- to create data base of research works that are carrying out on a building fields as well as scientific units working on them.
- **Promotion.** The most important task of Promotion Task Group is to promote PCTP in Poland and Europe. It is being realized by cooperation with media, organizing exhibitions, seminars, ect. but also supporting PCTP's activities as well as FA's.
Promotion Task Group's aims are:
 - building PCTP's contacts,
 - building positive relationships between platform and environment,
 - to expert expected influence on advisable group,
 - to disseminate and promote innovations and scientific-technical growth in Polish and European building industry,
 - selection of appropriate communication tools,
 - to work out promotion activities budget,
 - to work out activities timetable and their realization,
- **Expert Panel.** This task Group is created by specialists from each FA. Their task is to make together decisions concerned to PCTP.

2.3 Polish Construction Technology Platform's activities

In comparison with other National Technology Platforms PCTP platform is together with Greek and Spanish platforms one of the most active platform. Up to now they organized:

- 1 seminar,
- 5 plenary assemblies,
- 3 management meetings,

they also participated in three more activities. For the next year they plan to organize a conference, 3 management meetings, 4 plenary assemblies and take part in 2 more events.

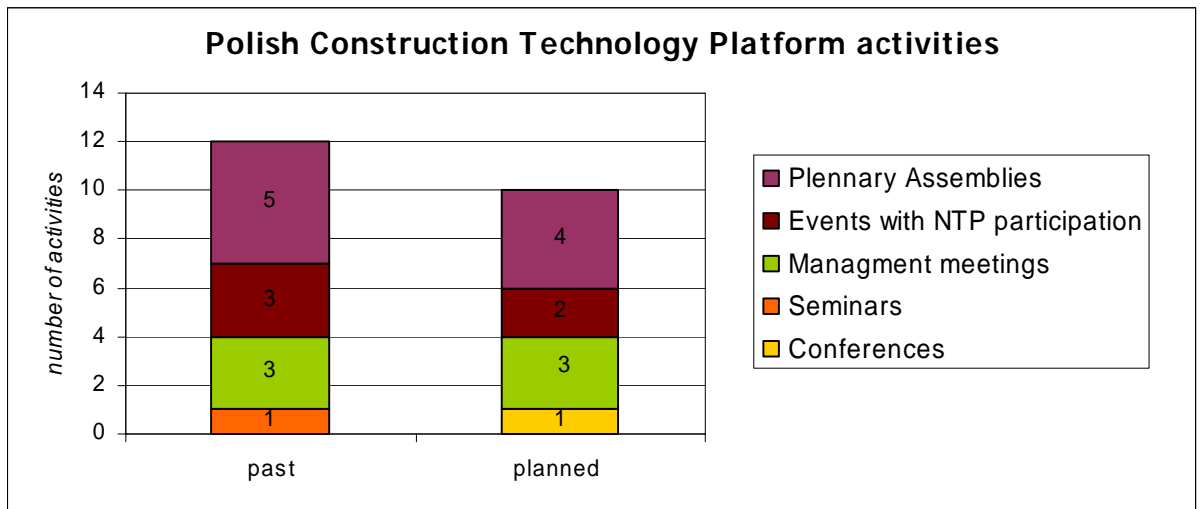


Fig. 21. Polish Construction Technology Platform activities.

The Polish TP is also very active platform in preparing several documents. On an account they have following documents: ToR, Vision 2030, they are also in process of preparing SRA.

All platform's activities are financed fifty-fifty by government and PCTP's members.

Very strong seems to be the platform's cooperation with authorities: ministries, national agencies, parliament, regional administration bodies but also National Contact Point for EU projects.

The Polish Construction Technology Platform place very strong emphasis on promotion. They already prepared folders and posters. Now they are working on electronic newsletter and the website.

2.4 Polish Construction Technology Platform's activities in ECTP

PCTP is strongly involved into ECTP work. A coordinator of the platform is simultaneously a member of ECTP Support Group. The platform has also 4 representatives in ECTP Working Group and 10 delegates in FAs.

In an attachment you can find a table containing personal details of mentioned delegates and ECTP bodies they are working in.

Taking into account the total number of Polish TP members working in ECTP FA groups The Polish Construction Technology Platform is situated on the 4th place in Europe.

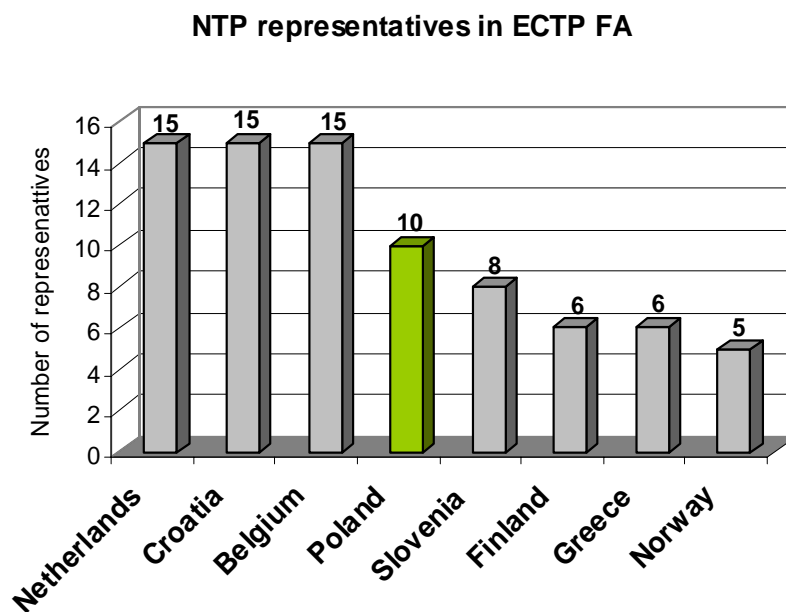


Fig. 22. Polish Construction Technology Platform place in ECTP FA according to the number of NTP representatives.

DeltaNeth –

The Dutch Construction Technology Platform



| | | |
|---|--|-----------|
| Capital | | Amsterdam |
| Member in EU from | | 1952/58 |
| NTP from | | 09.04 |
| Total area (2003) in thous. km² | | 41,5 |
| Population in thous. | | 16 225 |
| GPD (2004) in bn euro | | 488,6 |
| GPD per Capita in PPS | | 27 900 |
| Gross value added in 2004 in % | Agriculture, forestry and fishing | 2,3 |
| | Industry | 18,6 |
| | Construction | 5,9 |
| Indices of industrial production (total) <i>previous year=100</i> | | 102,6 |
| Indices of construction production | | 101,4 |
| Gross domestic expenditure on R&D (by main source of funds) in 2002 in % | Industry | 51,8 |
| | Government | 36,2 |
| | Abroad | 11,0 |

3. DUTCH TECHNOLOGY PLATFORM

3.1 Structure and goals of DeltaNeth

DeltaNeth is not a typical platform. It can be threaten as a Dutch answer to the European development, a cooperative venture supporting existing organizations in a worlds of industry, government, science and social organisation. DeltaNeth is a provisional name of this open network. DeltaNeth was officially opened in September 2004. The chairman of the organization is Prof. ir. G.J. Maas from Royal Bam Group. He is supported by ing. J.J. Wentink from GeoDelft. Coordination of administrative work is entrust to Prof. ir. J. Stuip.

Almost everyone can be a member of DeltaNeth. The only condition is an active and giving feedback contribution in the reinforcement of the knowledge chains in the domain of Building and Construction. On this day DeltaNeth has more than 60 members who represent several types of organizations as shown below.

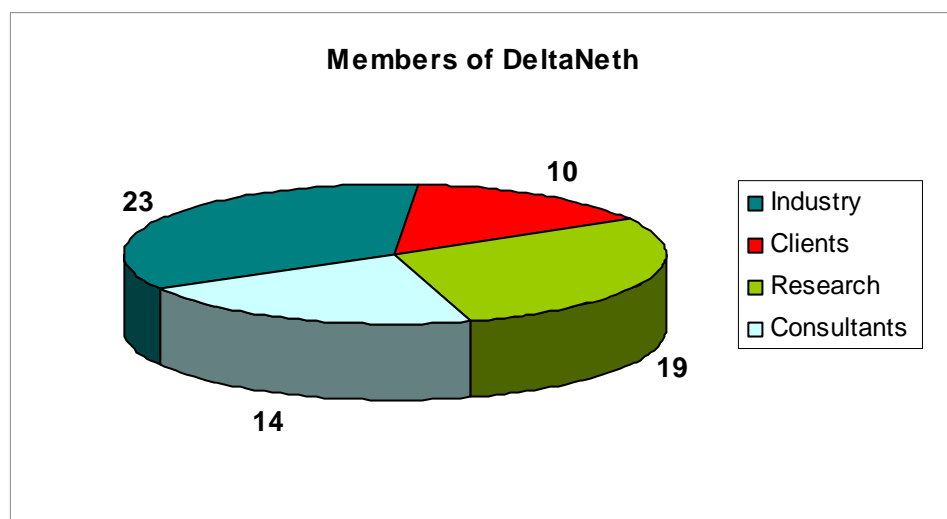


Fig. 23. Members of DeltaNeth.

The main goal of DeltaNeth is to take a strong position in the new Europe. They realize that to achieve this they must see The Netherlands simply as a collection of cities, villages and green areas, but rather as a coherent, dynamic, densely populated delta area in

which one can enjoy living, working and recreation, both now and in the future. The plan is to create an unique area.

The structure of the Delta stay in accordance with the ECTP organization scheme and is shown below.

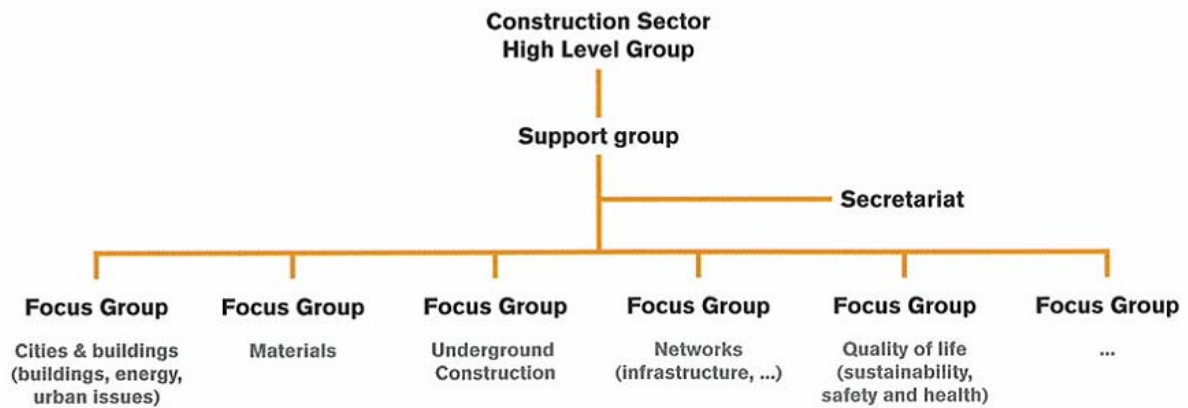


Fig. 24. DeltaNeth organization scheme.

On the top of the DeltaNeth there is a High Level Group. The Dutch HLG consists of top management from the Building and Construction sector and the Spatial Planning sector, the world of science, technology and consultancy, social organizations and the governmental and administrative agencies. The number of persons representing each type of organization is shown on a graph.

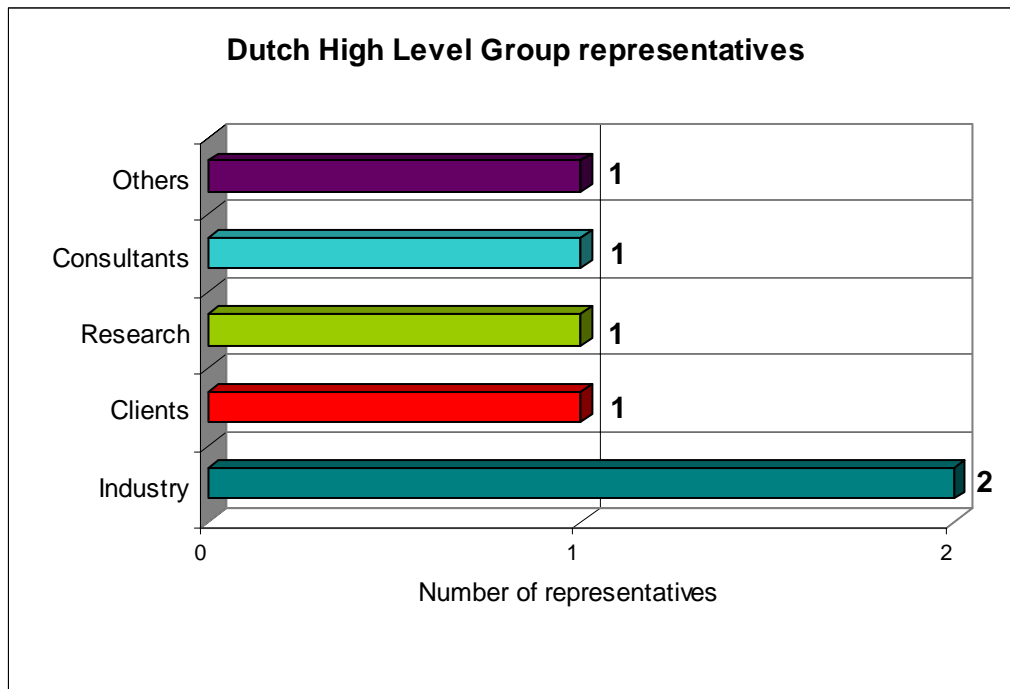


Fig. 25. Dutch HLG representatives.

The main tasks of the HLG are:

- approval of documents,
- promotion,
- lobbying,
- construction sector commitment,
- NTP representation for society or/and government,
- strategy
- vision

The Dutch HLG cooperate with Support Group. It consists of 6 representatives from the Building and Construction sector, the world of science, technology and consultancy, social organizations and the governmental authorities. They are responsible for the actual process of points of view, the participation of activities and the supervisions of the routine matters. The organizations that SG representatives belong to are shown on a graph.

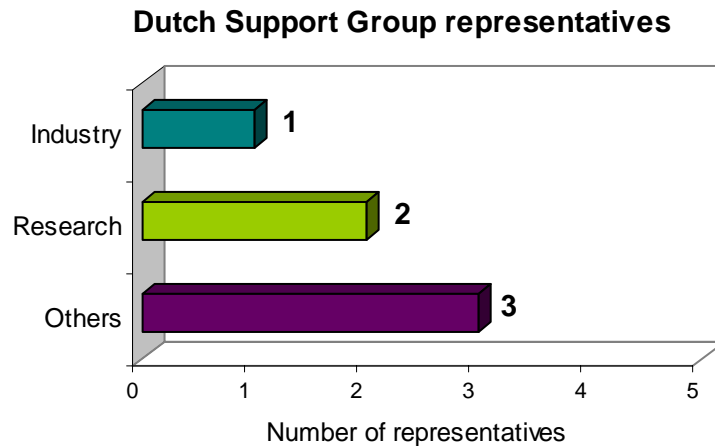


Fig. 26. Dutch SG representatives.

3.2 FA groups in DeltaNeth

There are 7 Focus Area groups in DeltaNeth compatible to ECTP FA:

1. Underground Construction
2. Cities & Buildings
3. Materials
4. Quality of Life
5. Processes
6. ICT
7. Networks

The personal data of each FA leaders will be given in an attachment of this report.

3.3 DeltaNeth activities

DeltaNeth is an active ECTP member. Up to now the organized:

- 1 seminar,
- 1 plenary assembly,
- 3 management meetings.

Next year they plan to organize 2 conferences and plenary assembly. All those results place Dutch platform on the 9th position in ECTP.

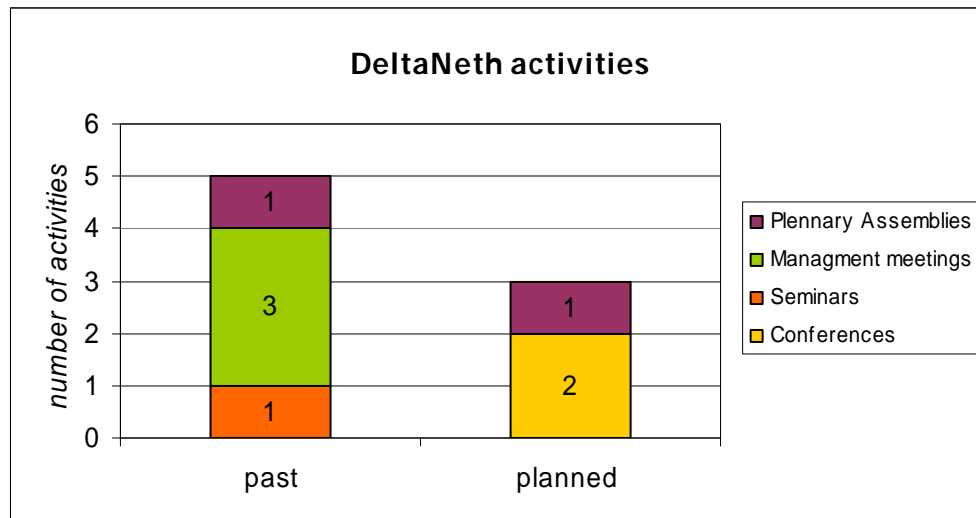


Fig. 27. DeltaNeth activities.

All platform's activities are financed by sponsors (30%) and their members (70%).

Very strong seems to be the platform's cooperation with authorities: ministries, national agencies, regional administration bodies and committees.

The DeltaNeth place strong emphasis on promotion. They already prepared brochures and the website www.deltaneth.nl.

The Dutch platform plan to prepare also some documents like ToR, Vision 2030, SRA.

3.4 DeltaNeth activities in ECTP

DeltaNeth is strongly involved into ECTP work. For DeltaNeth the cohesion with ECTP is leading although it is more emphasis on end-user orientation, on innovation of public and private governance, on societal system innovations. They have a strong representation both in HLG, SG and Working Group. Personal details of mentioned delegates can be found in an attachment.

Taking into account the number of NTP members working in ECTP HLG and SG DeltaNeth is situated on the 2nd place together with Finland.

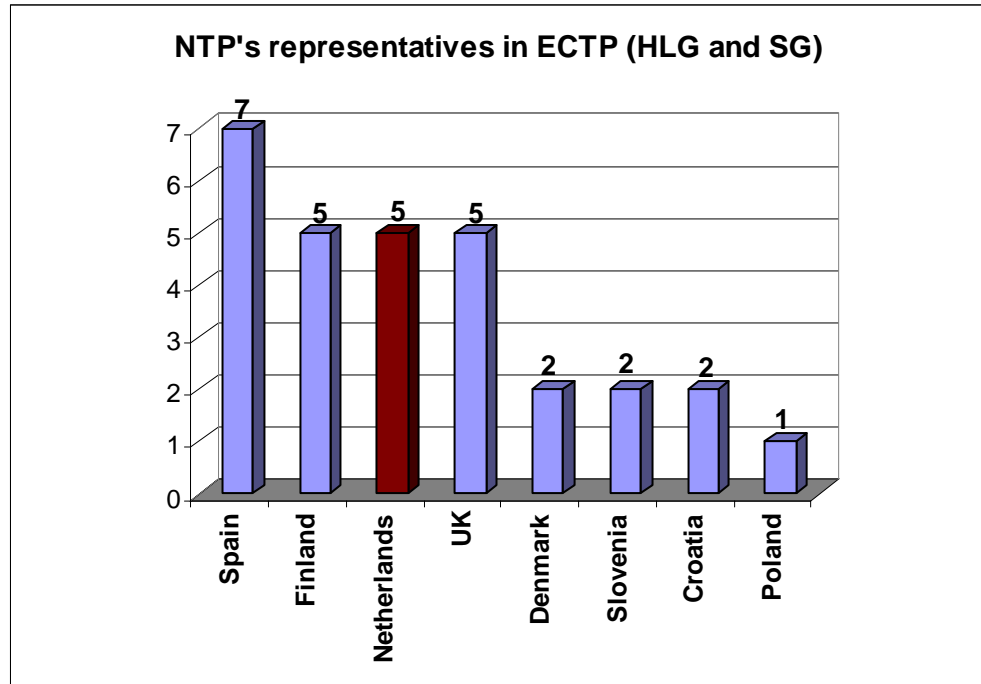


Fig. 28. DeltaNeth place in ECTP according to the number of NTP representatives.

According to the total number of NTP representatives in ECTP FA DeltaNeth is on the 1st position in Europe.

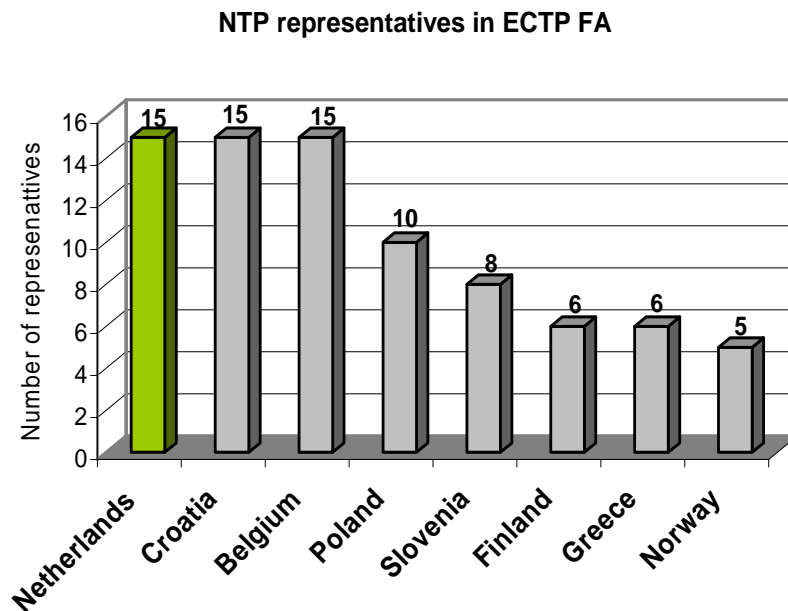


Fig. 29. DeltaNeth place in ECTP FA according to the number of NTP representatives.

The Spanish Technological Platform



| | | |
|---|--|------|
| Capital | Madrid | |
| Member in EU from | 1986 | |
| NTP from | 4.10.04 | |
| Total area (2003) in thous. km² | 506,0 | |
| Population in thous. | 41 948 | |
| GPD (2004) in bn euro | 837,6 | |
| GPD per Capita in PPS | 22 000 | |
| Gross value added in 2004 in % | Agriculture, forestry and fishing | 3,5 |
| | Industry | 18,5 |
| | Construction | 10,8 |
| Indices of industrial production (total) <i>previous year=100</i> | 101,6 | |
| Indices of construction production | 101,5 | |
| Gross domestic expenditure on R&D (by main source of funds) in 2002 in % | Industry | 48,9 |
| | Government | 39,1 |
| | Abroad | 6,8 |

4. THE SPANISH TECHNOLOGICAL PLATFORM

4.1 Structure and goals of Spanish Technological Platform

The Spanish Technological Platform is one of the first NTPs that was formed in Europe. Officially the platform was opened on 4th October 2004. The leader and coordinator of the platform is Francisco Capilla Hervás from FCC Construcción. He is supported by Ricardo Cortes Sanchez from Seopan who is concurrently taking care of secretary's office.

The platform works as an open network and has more than 90 members who represent several types of organizations as shown below:

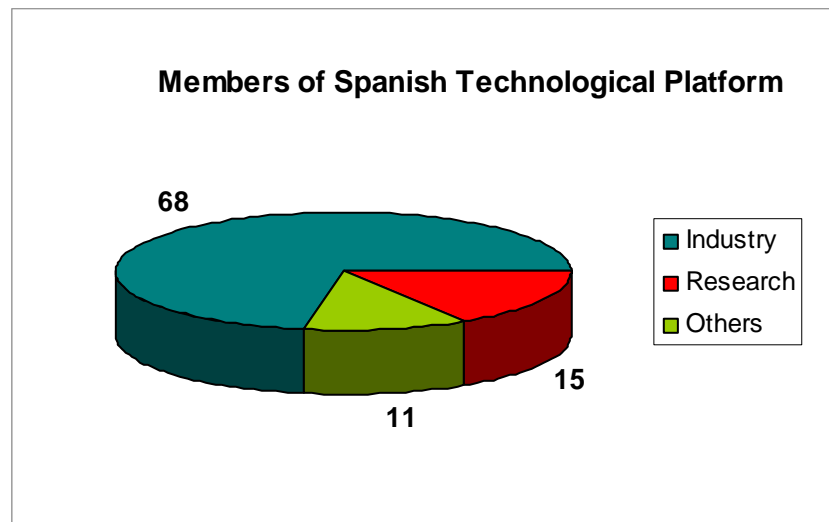


Fig. 30. Members of Spanish Technological Platform.

The main goal that Spanish TP wants to achieve is to take the Spanish Construction Sector to a high technological level, to identify and analyse the main challenges to be faced regarding society, sustainability but also:

- to increase the competitiveness in technology and productivity
- to increase the protection of the environment
- to reach optimum levels of security and health in all constructive processes
- to improve the quality of life (to get life spaces of quality and convert to the necessities of citizens).

The structure of the platform corresponds to the ECTP organization scheme and is shown below.

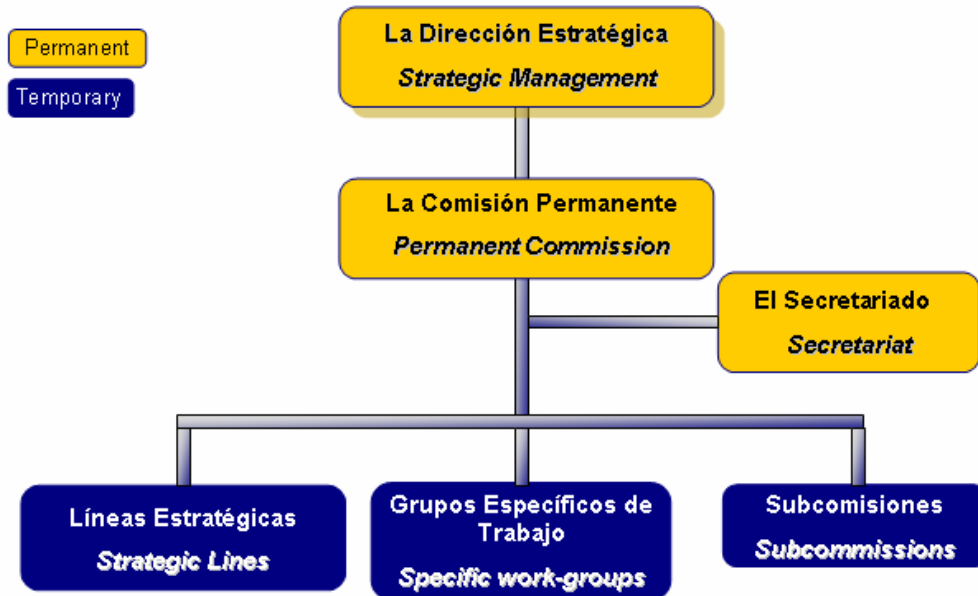


Fig. 31. Spanish platform organization scheme.

On the top of the Spanish Technology Platform there is a Strategic Management group (SM) with the similar rights as HLG. To the SM belong nearly 50 persons from different types of organizations. The specification of SM members is shown on a graph.

Strategic Management Group representatives

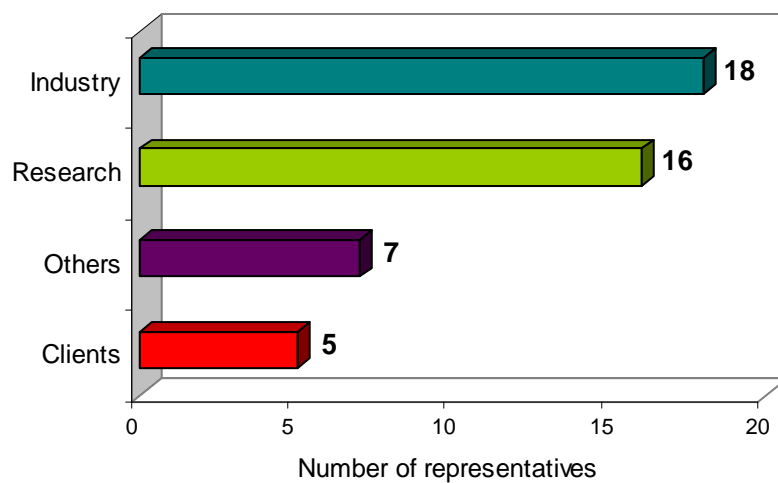


Fig. 32. Strategic Management Group representatives.



Strategic Management group supported by Permanent Commission (SG in ECTP) realize the main goals of the SM that are:

- promotion,
- construction sector commitment,
- NTP representation for society or/and government.

4.2 FA groups and other groups in Spanish Technological Platform

There are 7 Focus Area groups in Spanish Technological Platform:

1. Underground Construction
2. Cities & Buildings
3. Sustainable Construction
4. Materials
5. Cultural Heritage
6. ICT
7. Safety & health

what stay in agreement with ECTP structure. 6 of 7 FA groups are represented by industry leaders whose data will be given in an attachment of this report.

One of the current task that Spanish TP is working on is to create 3 more as called “work groups” and there will be:

- 1) **Autonomous Subcommission.** The objectives of this group would be to involve all the autonomous communities in a way that they can contribute with their own ideas and actions for increasing the platform goals.
- 2) **Professional Associations Subcommission** responsible for improvement the communications between all associations related with this sector.
- 3) **Association Subcommission** which task will be to reach to all sector organizations that in another way, mainly in case of SMEs, have more difficulties in their participation in the National Platform.
- 4) **SRA Group** under the supervision of Carlos Balaguer from Universidad Carlos III (already existing).

4.3 Spanish Technological Platform's activities

In comparison with other National Technology Platforms Spanish TP is one of the most active platform. Up to now they organized:

- 7 seminars,
- 1 plenary assembly,
- 11 management meetings,

they also participated in three more activities: CONAMA, GRUPO RECOLETOS, GENERA 2005.

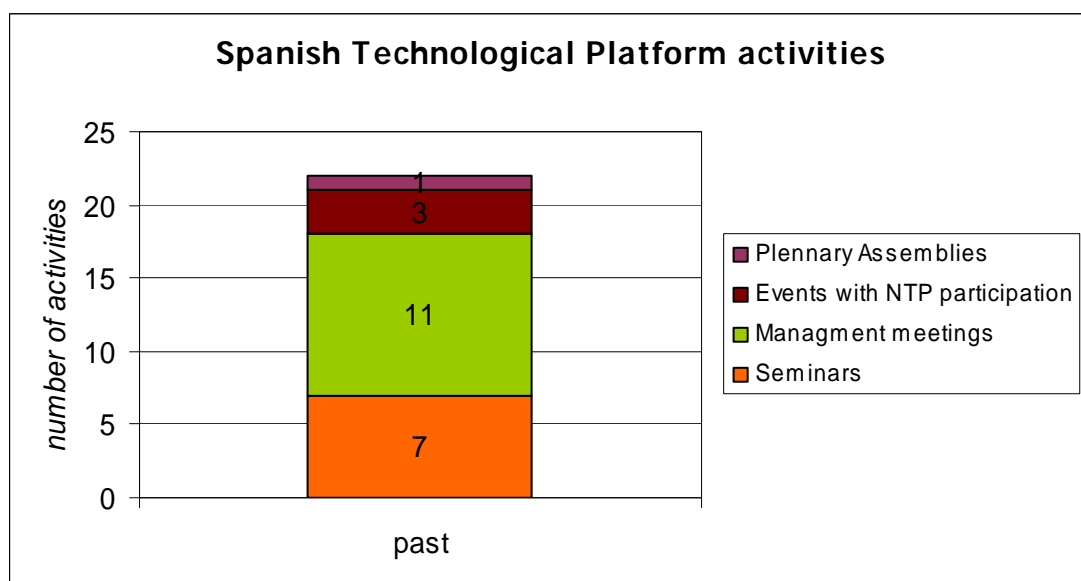


Fig. 33. Spanish Technological Platform activities.

The platform was also very active in preparing important, from ECTP point of view, documents like ToR, Vision 2030, now they are working also on a SRA document.

All platform's activities are financed by government (53%) and its members (47%).

The platform cooperate with ministries and regional administration bodies.

To promote platform The Spanish Technological Platform prepared brochures, folders and have also their own website www.construccion2030.org.

4.4 Spanish Technological Platform's activities in ECTP

One of the task of every National Technology Platform is to engage in ECTP activities and work. From Spanish Technological Platform there are 10 persons, industry representatives, delegated to cooperation with ECTP. In an attachment you can find a table containing personal details of mentioned delegates and ECTP bodies they are working in.

Taking into account the number of NTP members working in ECTP HLG and SG The Spanish Technological Platform is situated on the first place in Europe.

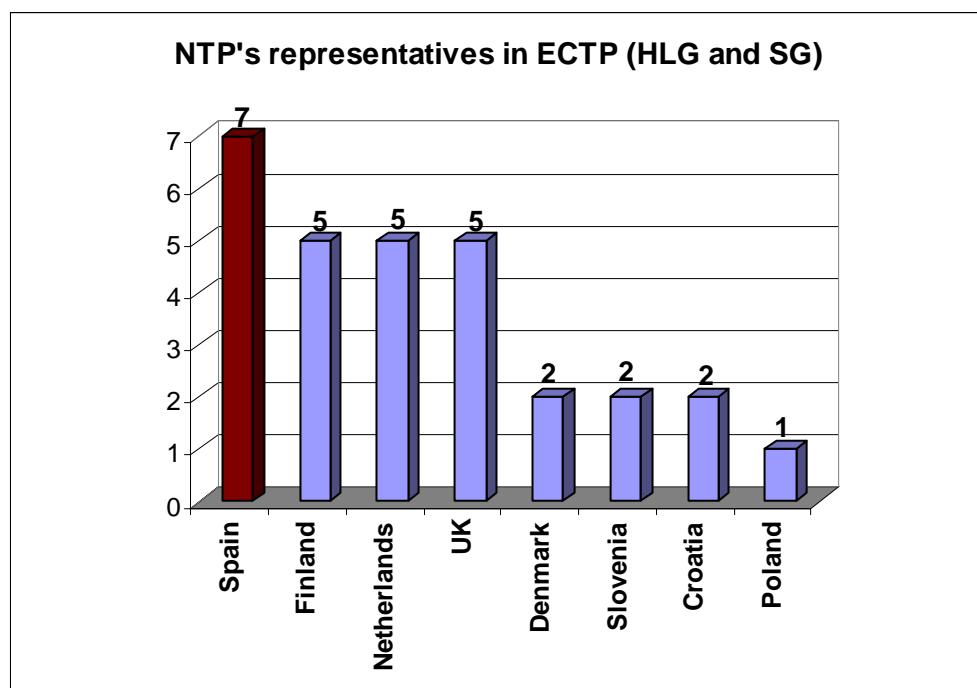


Fig. 34. Spanish Technological Platform place in ECTP according to the number of NTP representatives.

The Swedish Construction Technology Platform



| | | |
|--|-----------------------------------|------|
| Capital | Stockholm | |
| Member in EU from | 1995 | |
| NTP from | 7.12.04 | |
| Total area (2003) in thous. km ² | 450,0 | |
| Population in thous. | 8 958 | |
| GPD (2004) in bn euro | 279 | |
| GPD per Capita in PPS | 25 900 | |
| Gross value added in 2004 in % | Agriculture, forestry and fishing | 1,8 |
| | Industry | 23,6 |
| | Construction | 4,5 |
| Indices of industrial production (total) <i>previous year=100</i> | 103,9 | |
| Indices of construction production | 102,7 | |
| Gross domestic expenditure on R&D (by main source of funds) in 2002 in % | Industry | 71,9 |
| | Government | 21,0 |
| | Abroad | 3,4 |

5. THE SWEDISH CONSTRUCTION TECHNOLOGY PLATFORM

5.1 Structure and goals of Swedish Construction Technology Platform

The Swedish Construction Technology Platform is one of the first national platform that was established in Europe. Officially the platform exist from 7th December 2004. The platform was initiated by Åke Skarendahl from BIC - Swedish Construction Sector Innovation Centre.

The form that platform is working as is an open network. On this day there are 38 official members of the platform. They represent different types of organizations as shown below:

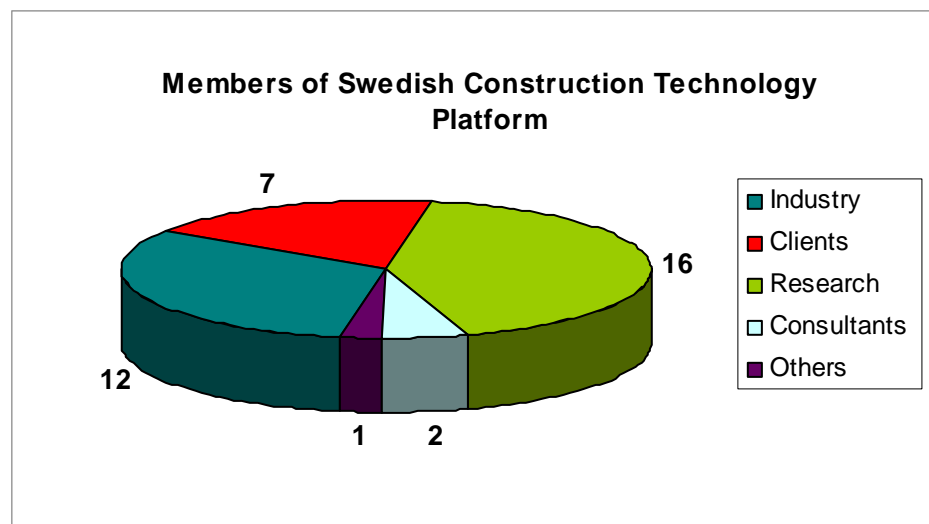


Fig.35. Members of Swedish Construction Technology Platform.

The main goals of the Swedish TP are:

- to contribute to the development of ECTP,
- to submit Swedish views on needs, challenges, possibilities,
- to facilitate participation by Swedish sector actors in ECTP work.

HLG duties in the Swedish Construction Technology Platform was entrusted to BIC gathering 9 persons from following types of organizations:

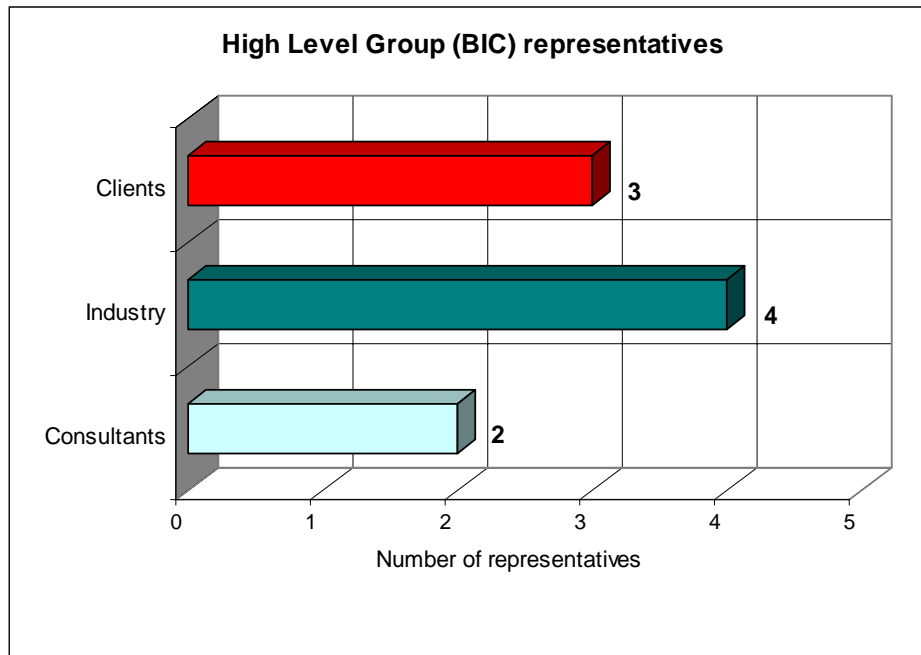


Fig. 36. HLG representatives in Swedish TP.

The main role of the HLG is:

- promotion
- construction sector commitment.

The HLG activities are supported by NCTP – Sweden group created by 38 active members from several organizations as shown on a graph.

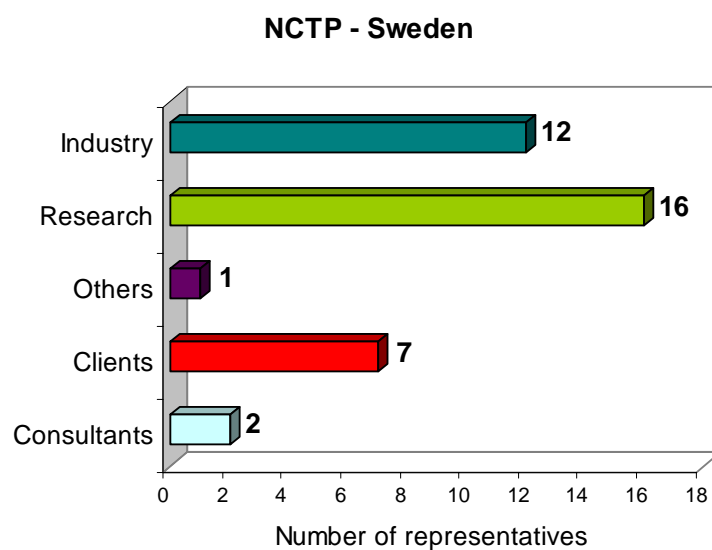


Fig. 37. NCTP – Sweden representatives.



5.2 Swedish Construction Technology Platform's activities

Taking into account the number of organized or participated activities it has to be said that Swedish platform is one of the least active. Last year they organized only 3 seminars and there are no information about planning activities.

On the other hand they are quite active in preparing documents like Vision 2030, SRA. At present day they are working on a document titled "Programs and projects".

All platform's activities are financed by their members.

The Swedish platform's members strongly cooperate with ministries, national agencies, parliament and regional administration bodies.

The Danish Construction Technology Platform



| | | |
|---|--|------------|
| Capital | | Copenhagen |
| Member in EU from | | 1973 |
| NTP from | | 1.01.05 |
| Total area (2003) in thous. km² | | 43,1 |
| Population in thous. | | 5 391 |
| GPD (2004)in bn euro | | 194,4 |
| GPD per Capita in PPS | | 27 200 |
| Gross value added in 2004 in % | Agriculture, forestry and fishing | 2,2 |
| | Industry | 18,7 |
| | Construction | 5,1 |
| Indices of industrial production (total) <i>previous year=100</i> | | 99,9 |
| Indices of construction production | | 104,0 |
| Gross domestic expenditure on R&D (by main source of funds) in 2002 in % | Industry | 61,5 |
| | Government | 28,0 |
| | Abroad | 7,8 |

6. THE DANISH CONSTRUCTION TECHNOLOGY PLATFORM

6.1 Structure and goals of Danish Construction Technology Platform

“From ‘constructors’ towards ‘entrepreneurs in the public domain’ this is the main goal of brought into existence on 1st January 2005 Danish Construction Technology Platform. The person who run Dutch platform is Knud Erik Busk from Danish Association of Construction Clients. He is supported by Lone Møller Sørensen from Danish Institute for Building and Urban Research who is concurrently taking care of secretary’s office.

The platform works as an open network and has about 40 members who represent several types of organizations as shown below:

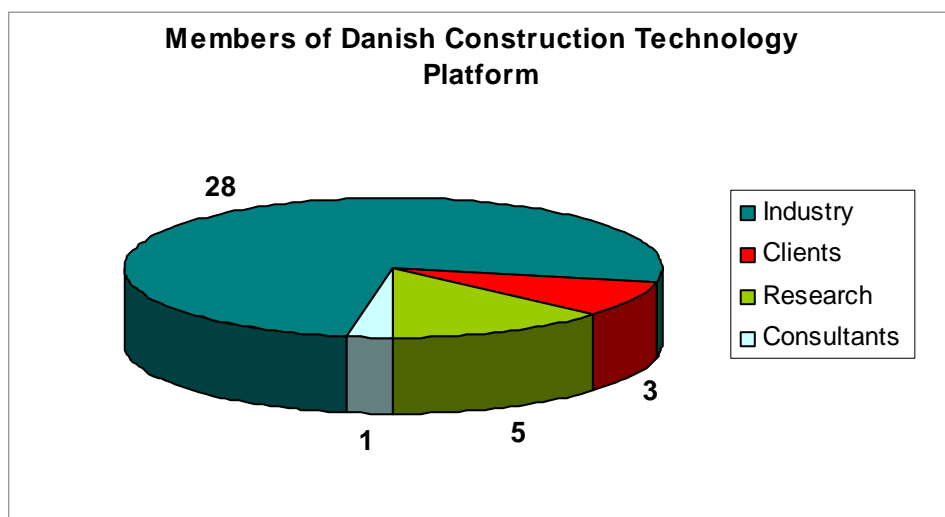


Fig. 38. Members of Danish Construction Technology Platform.

The Danish Construction Technology Platform focus its activities on companies. Thanks to the platform Danish companies will have an easy access to acquiring know-how from Europe. This should lead to higher productivity, improved quality in construction products and the construction process, better architecture and higher sustainability with respect to both the industry and its individual companies.

Another concrete goal of the platform is to gain for the Danish sector a better position in the European market. The Danish TP will ensure that Danish interests are taken into

account by the EU Commission, and that Danish construction companies will share in EU funding from the EU’s Seventh Framework Programme, as part of a coordinated investment initiative by Danish appropriators and the companies’ internal R & D programmes. The technology platform and its connection to the ETP will, moreover, ensure that know-how can be acquired easily and in a coordinated fashion.

The goal is also to create an innovative and knowledge-based Danish construction sector which is customer-driven and internationally competitive.

The structure of the Danish TP reflects the ECTP in order to facilitate easy technology transfer for the Danish industry and to promote the true multi-European strongholds.

Because Danish platform does not have the HLG yet, on the top of the platform stays as called ‘Steering Group’. To the Steering Group belong 9 persons from following types of organizations:

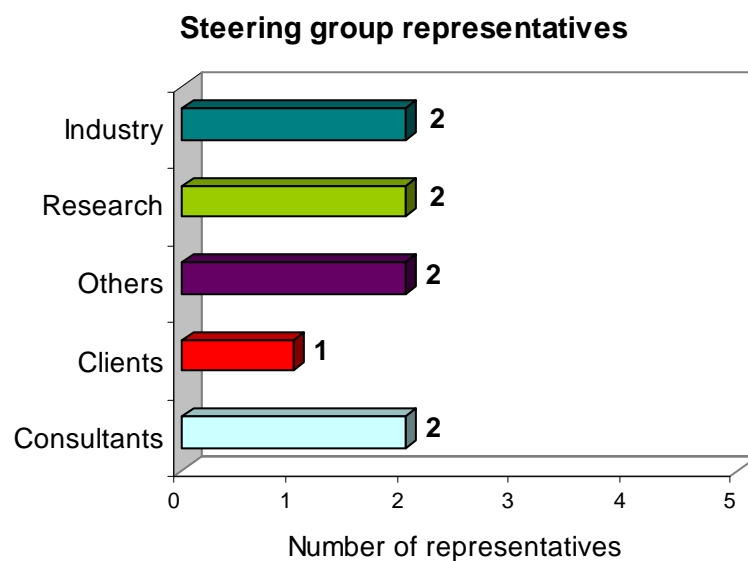


Fig. 39. Steering Group representatives.

6.2 FA groups in Danish Construction Technology Platform

Danish Construction Technology Platform has 5 FA groups. Their fields of activity correspond to the main goals of the platform. The FA groups focus on:

1. Energy, indoor climate and ventilation

2. Building production
3. Urban Development
4. Materials
5. End-user values

Personal data of the FAs' leaders will be given in an attachment of this report.

6.3 Danish Construction Technology Platform's activities

Danish platform is, in comparison with other National Technology Platforms, one of the most active platform. Up to now they organized:

- 2 plenary assemblies,
- 7 management meetings.

They have also an ambitious plan for the next year to organize 5 management meetings and 6 plenary assemblies.

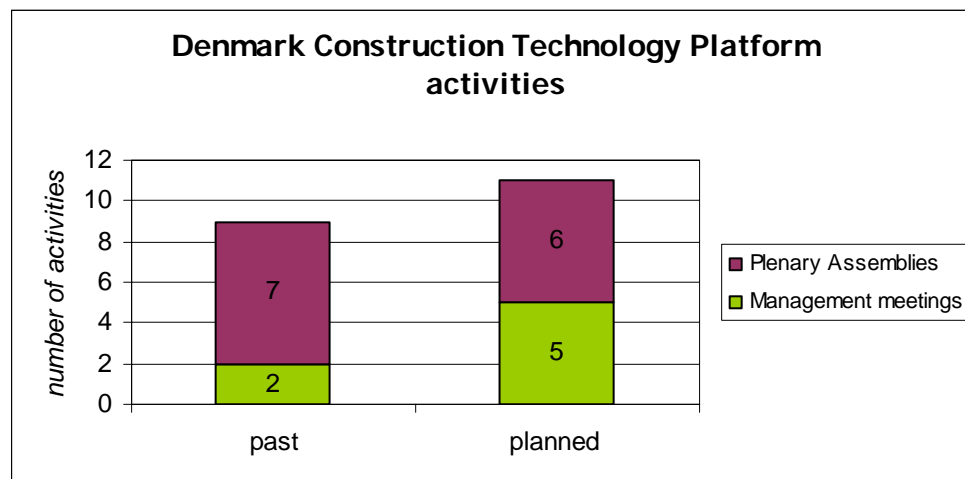


Fig. 40. Danish Construction Technology Platform activities.

The platform is also very active in preparing national documents. In their output you can find e.g. ToR and Vision 2030 documents, they are also working on a SRA document.

The platform has also its own website <http://www.ectp-denmark.dk>.

All platform's activities are financed only by its members.

6.4 Danish Construction Technology Platform activities in ECTP

Danish platform is strongly involved into ECTP work. Platform has its representants both in HLG and SG ECTP. Taking into account the number of NTP members working in ECTP HLG and SG The Danish platform is situated on the fifth place in Europe.

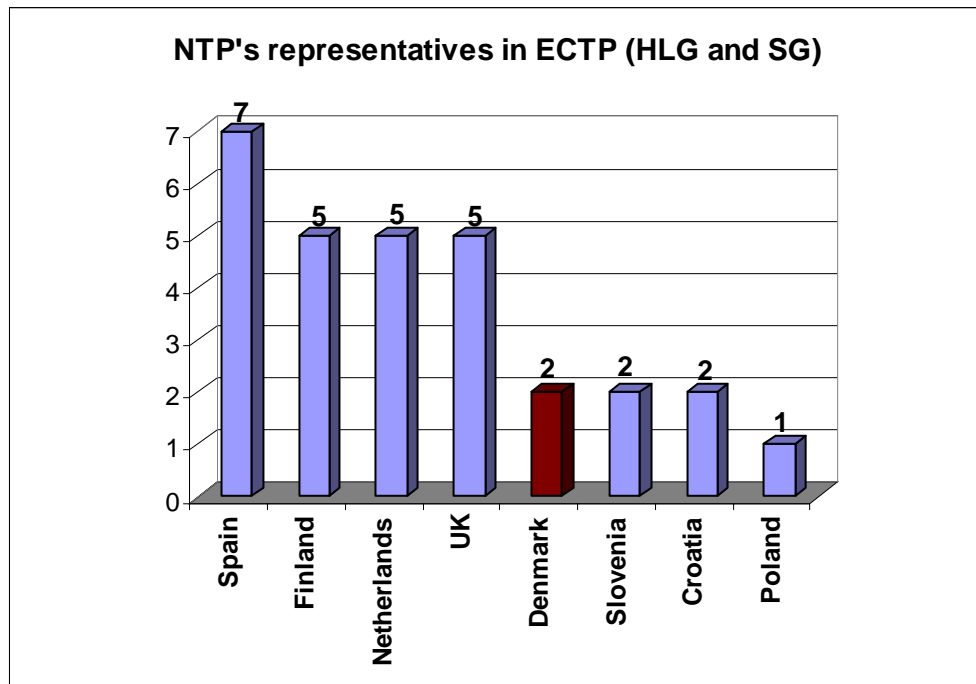
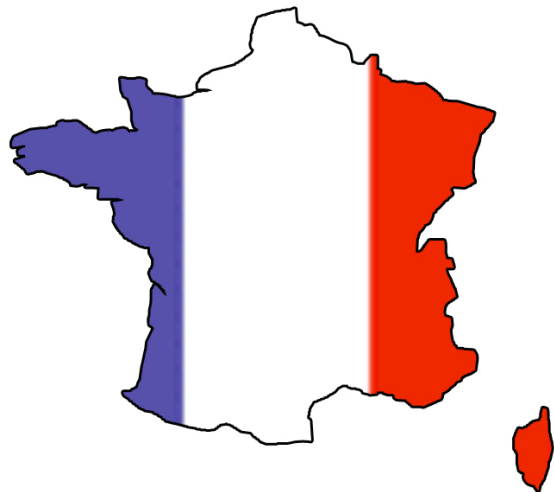


Fig. 41. Danish Construction Technology Platform place in ECTP HLG & SG according to the number of NTP representatives.

The French Technology Platform



| | | |
|---|--|------|
| Capital | Paris | |
| Member in EU from | 1952/58 | |
| NTP from | 18.01.05 | |
| Total area (2003) in thous. km² | 544,0 | |
| Population in thous. | 59 768 | |
| GPD (2004) in bn euro | 1648,4 | |
| GPD per Capita in PPS | 24 700 | |
| Gross value added in 2004 in % | Agriculture, forestry and fishing | 2,5 |
| | Industry | 15,8 |
| | Construction | 5,9 |
| Indices of industrial production (total) <i>previous year=100</i> | 101,8 | |
| Indices of construction production | 101,8 | |
| Gross domestic expenditure on R&D (by main source of funds) in 2002 in % | Industry | 52,1 |
| | Government | 38,4 |
| | Abroad | 8,0 |

7. THE FRENCH TECHNOLOGY PLATFORM

7.1 Structure and goals of French Technology Platform.

The launching of the French Technology Platform took place in January 18th, 2005. The founder and coordinator of the platform was Bernard Raspaud from FNTP/FIEC. His work is supported by Herve Charrue from CSTB and Francois Buyle-Bodin from Ministry Public Works & Transport responsible for the secretary's office.

The French TP works as an open network and with more than 230 members who represent several types of organizations is one the biggest platform in Europe.

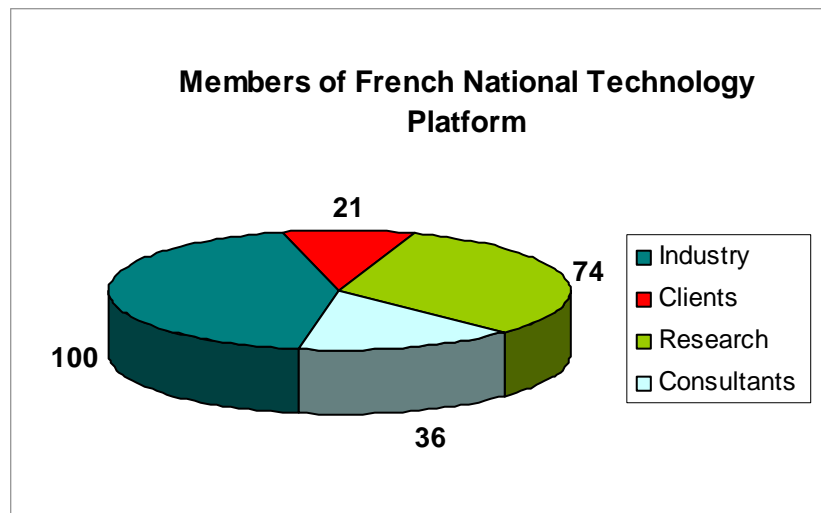


Fig. 42. Members of French TP.

The main goal of the French platform is coordination of French research programs on construction sector.

The structure of the French TP stay in accordance with the ECTP organization scheme and is shown below.

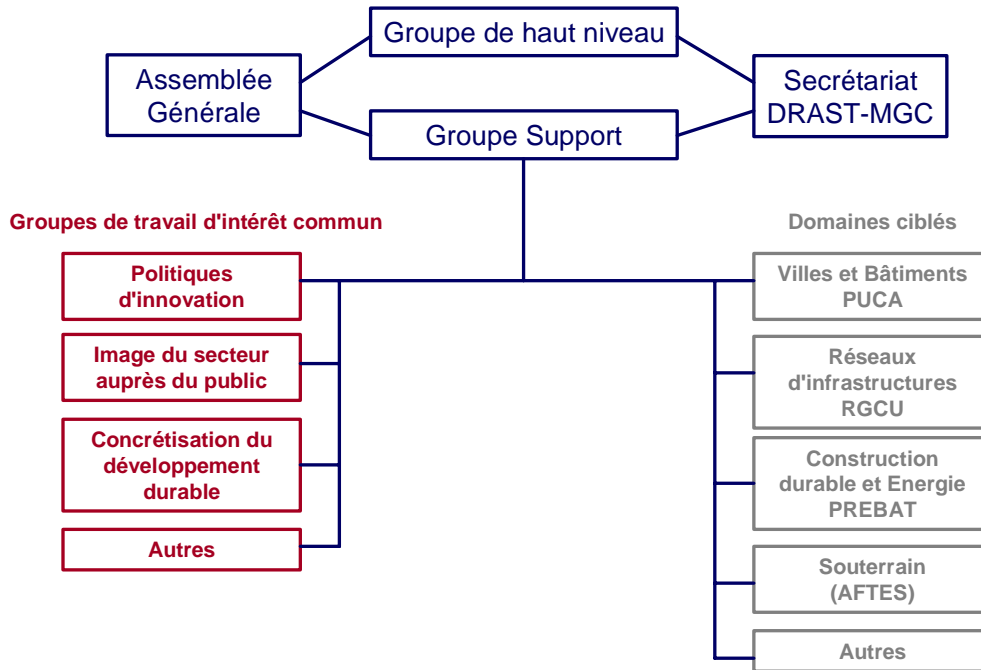


Fig. 43. French TP organization scheme.

On the top of the French Technology Platform there is an GHN (adequately to the HLG) created by 27 members from different types of organizations as shown on a graph below.

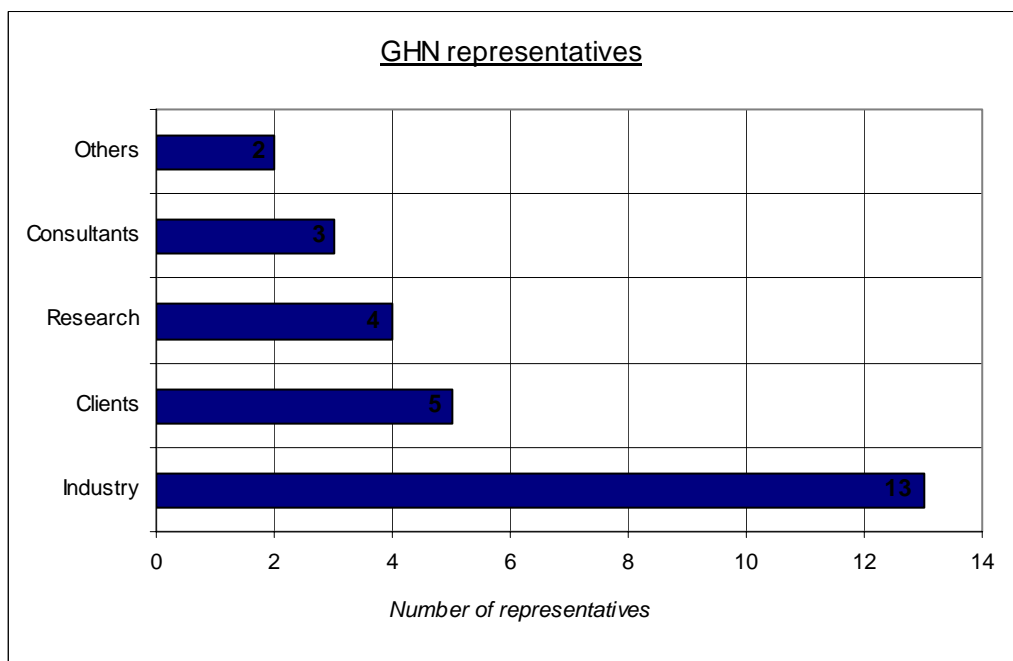


Fig. 44. GHN representatives.

The support group for the GHN is Bureau. This body assembles 6 persons representing industry, research and client organizations.

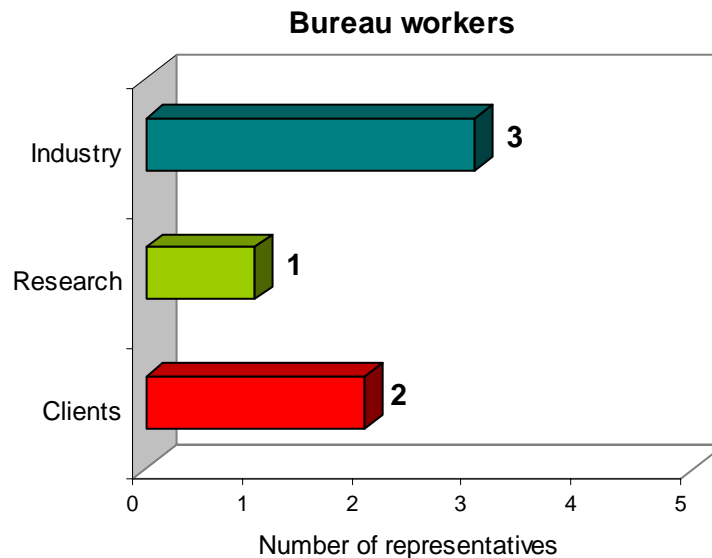


Fig. 45. Bureau representatives.

GHN together with bureau realize its main goals that are:

- approval of documents,
- promotion,
- lobbying,
- NTP representation for society or/and government,

7.2 FA groups and other groups in French Technology Platform

There are 6 Focus Area groups in French TP staying in agreement with ECTP:

1. Underground Construction
2. Cities & Buildings
3. Materials
4. Cultural Heritage
5. Networks
6. Quality of Life

Most of them are represented by industry leaders. The personal data of each FA leaders will be given in an attachment of this report.

In the French Technology Platform there is also a Support Group leading by Herve Charrue which role is to widen group including FA groups, sharing activities and meet every 3 months.

7.3 French Technology Platform's activities

In comparison with other National Technology Platforms French TP is one of the most active platform. Up to now:

- they organized 4 management meetings,
- they participated 3 other meetings

For the next year French TP plan to organize 4 management meetings, 1 plenary assembly and take part in 5 more.

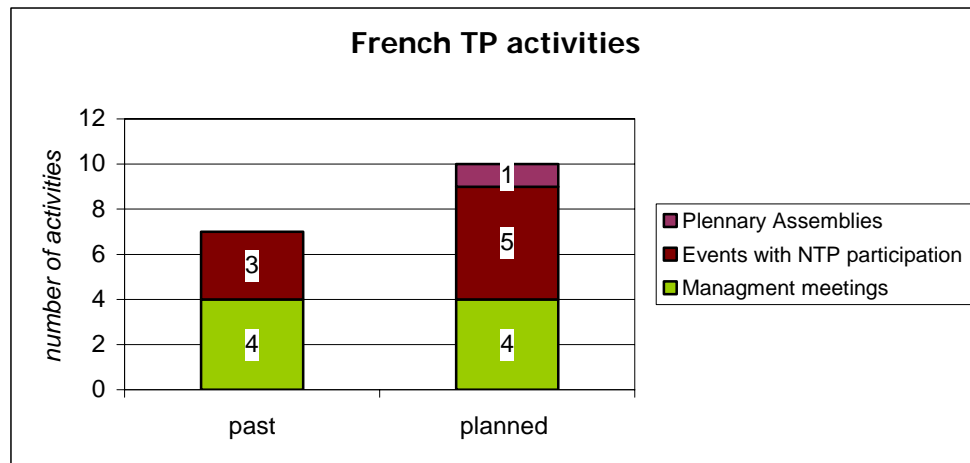


Fig. 46. French Technology Platform activities.

The French TP is also very active in preparing several documents. On an account they have 3 approved documents and that are ToR, Vision 2030 and SRA.

All platform's activities are financed exclusively by the government. The platform strongly cooperate with ministries, national agencies, regional administration bodies and committees.

The French Technology Platform already prepared electronic newsletter, and is working on its own website.

The Hellenic Construction Technology Platform



| | | |
|---|--|---------|
| Capital | | Athens |
| Member in EU from | | 1981 |
| NTP from | | 5.02.05 |
| Total area (2003) in thous. km² | | 132,0 |
| Population in thous. | | 11 024 |
| GPD (2004)in bn euro | | 165,3 |
| GPD per Capita in PPS | | 18 300 |
| Gross value added in 2004 in % | Agriculture, forestry and fishing | 6,4 |
| | Industry | 13,7 |
| | Construction | 8,6 |
| Indices of industrial production (total) <i>previous year=100</i> | | 101,2 |
| Gross domestic expenditure on R&D (by main source of funds) in 2002 in % | Industry | 29,7 |
| | Government | 46,9 |
| | Abroad | 21,4 |

8. THE HELLENIC CONSTRUCTION TECHNOLOGY PLATFORM (HCTP)

8.1 Structure and goals of HCTP

The launching of the Hellenic Construction Technology Platform took place in February 5th, 2005. The president of the organizing committee is Antonia Moropoulou from Technical Chamber of Greece (TCG). Her work is supported by Konstantinos Syrmakizis from Technical Chamber of Greece and Agoritsa Konstanti responsible for the secretary's office.

The platform works as an open network and has more than 140 members who represent several types of organizations as shown below. Such a big amount of members makes Greek TP fourth in Europe (just after Belgium, France and Poland).

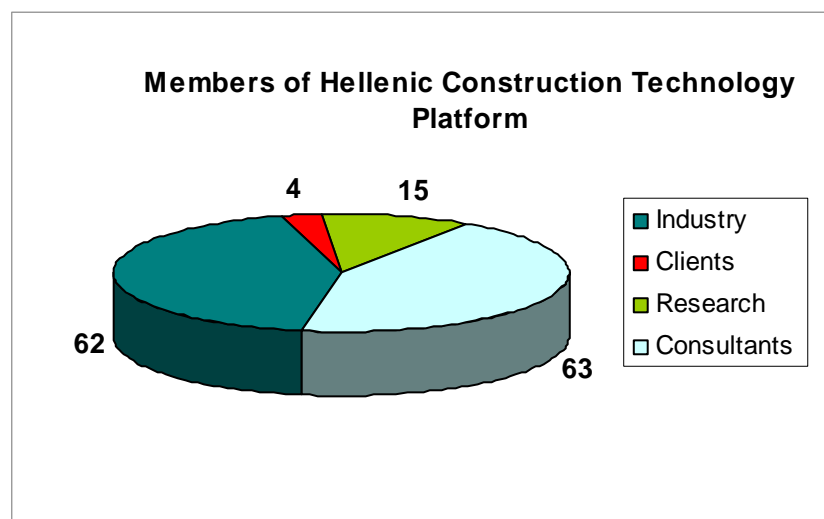


Fig. 47. Members of HCTP.

The main goals that Greek TP will strive are:

- to provide the National Vision of 2010, 2020, 2030 reflecting the Greek peculiarities in research – construction sector, pointing out thematic areas of special interest
- to define the National Strategy in accordance with the Strategic Research Agenda
- to contribute to the editing of National – European recommendations, standards and directives
- to mobilize the construction industry sector

- to contribute to the establishment of European Consortiums for proposals' submission in the field with the active Greek participation
- to contribute to the elaboration and application of the needed sectorial policies and practices
- to improve the competitiveness of Greek construction sector at European level and the competitiveness of EU construction sector at developing countries:
 - under EU incorporation countries,
 - Balkan, Mediterranean Countries,
 - countries of central Asia, Africa

The structure of the HCTP stay in accordance with the ECTP organization scheme and is shown below.

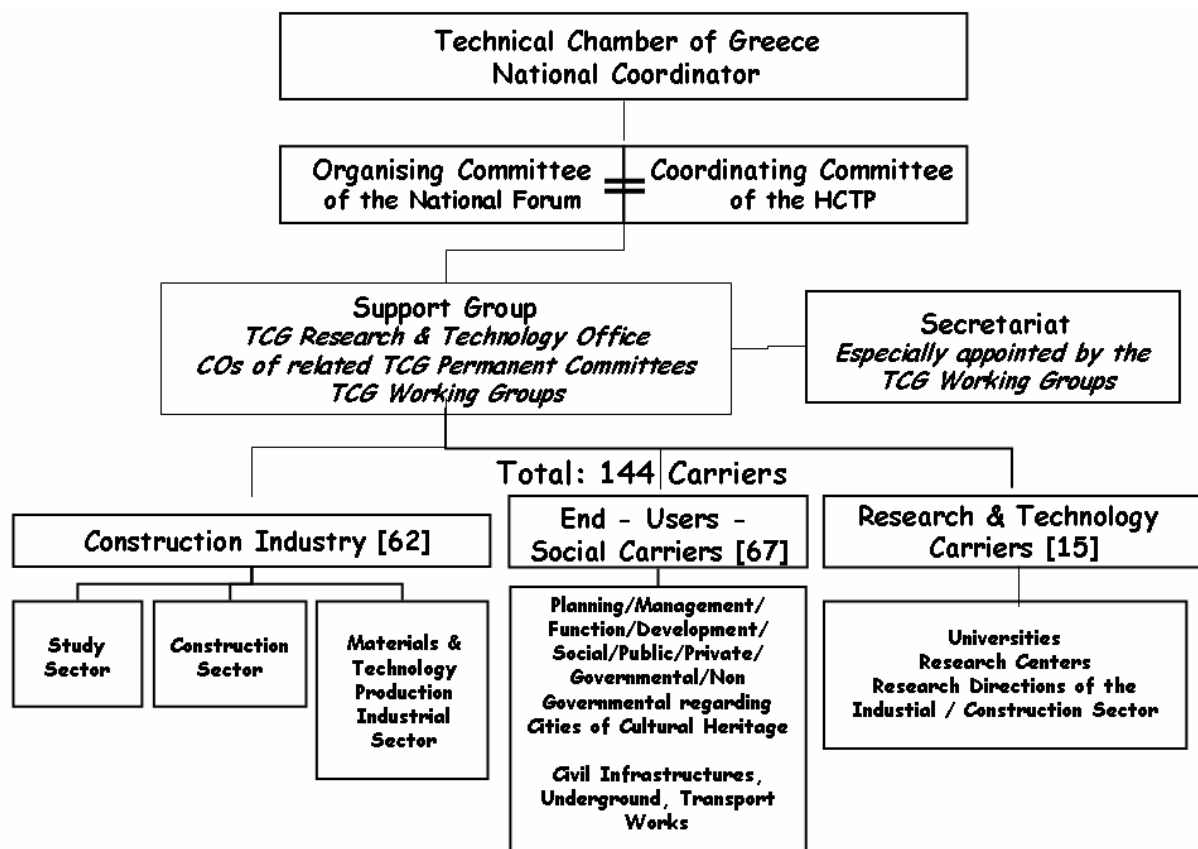


Fig. 48. HCTP organization scheme.

On the top of the Hellenic Construction Technology Platform there is an Organising Committee (adequately to the HLG). To the Organising Committee belong 15 persons from different types of organizations as shown on a graph below.

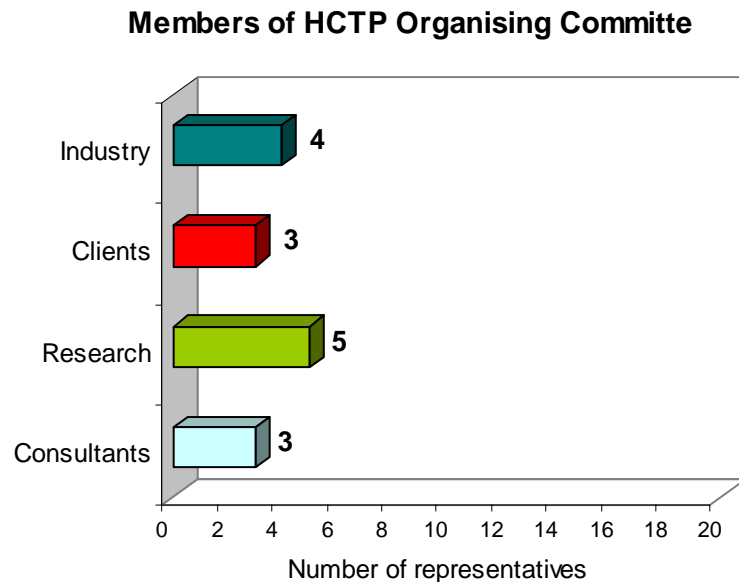


Fig. 49. Organizing Committee representatives.

Organising Committee in cooperation with Management Group - Coordinating Committee and Support Group (TCG Research & Technology Office, Cos of related TCG Permanent Committees and TCG Working Groups) realize their main goals that are:

- approval of documents,
- promotion,
- lobbying,
- construction sector commitment,
- NTP representation for society or/and government,
- promotion of European Strategies and Policies.

8.2 FA groups and other groups in Hellenic Construction Technological Platform

There are 8 Focus Area groups in HCTP with a different names than in ECTP:

1. Cultural heritage protection
2. Education

3. Construction
4. Physical and Urban Planning
5. Civil Infrastructures
6. Energy
7. Standardisation, certification, quality control
8. Materials Industry

The personal data of each FA leaders will be given in an attachment of this report.

In the Hellenic Construction Technology Platform there are also

- **Working Group** responsible for the supporting to the Management Group
- **TCG Research and Technology Office** that support secretarial work to the Management Group
- **TCG Scientific and Development Work Office** that main goals are organizational and website support

8.3 Hellenic Construction Technological Platform's activities

In comparison with other National Technology Platforms HCTP platform is together with Polish and Spanish platforms one of the most active platform. Up to now:

- they organized 2 and participated in 4 conferences,
- they organized 10 management meetings

For the next year HCTP plan to organize 4 conferences and take part in 2 more.

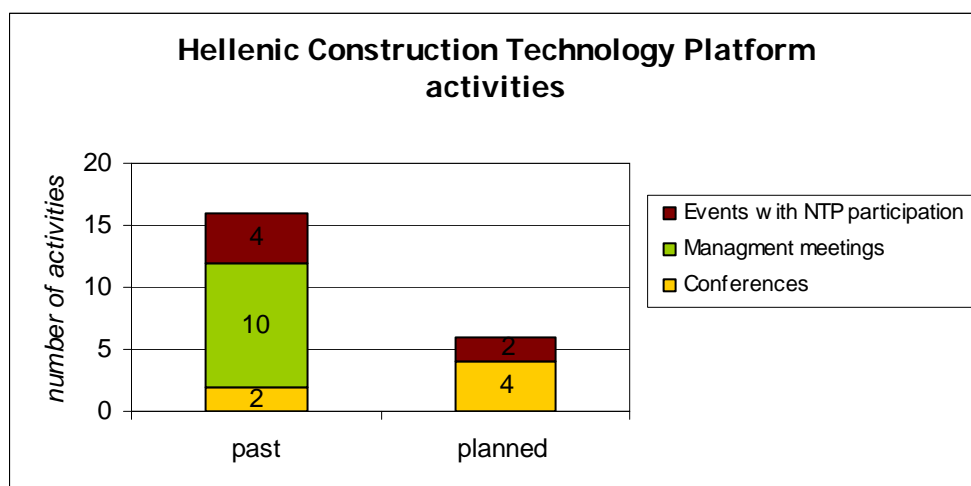


Fig. 50. Hellenic Construction Technology Platform activities.



The HCTP is definitely the most active platform in preparing several documents. On an account they have 5 approved documents and that are ToR, Vision 2030, SRA, Document on Sustainable Construction and Document on Cultural Heritage Protection.

All platform's activities are financed exclusively by HCTP's members.

Very strong seems to be the platform's cooperation with authorities: ministries and regional administration bodies and committees.

The Hellenic Construction Technology Platform place very strong emphasis on promotion. They already prepared folders, electronic newsletter, posters, etc. They have also their own website

http://portal.tee.gr/portal/page?_pageid=43,6070904&_dad=portal&_schema=PORTAL92.

8.4 Hellenic Construction Technology Platform's activities in ECTP

HCTP is strongly involved into ECTP work because of two main reasons. In their opinion Sustainable Construction should become the general strategy of the construction sector and Cultural Heritage Protection – a basic pillar of the European Strategy.

Taking into account the number of NTP members working in ECTP FA groups The Hellenic Construction Technology Platform is situated on the 7th place in Europe.

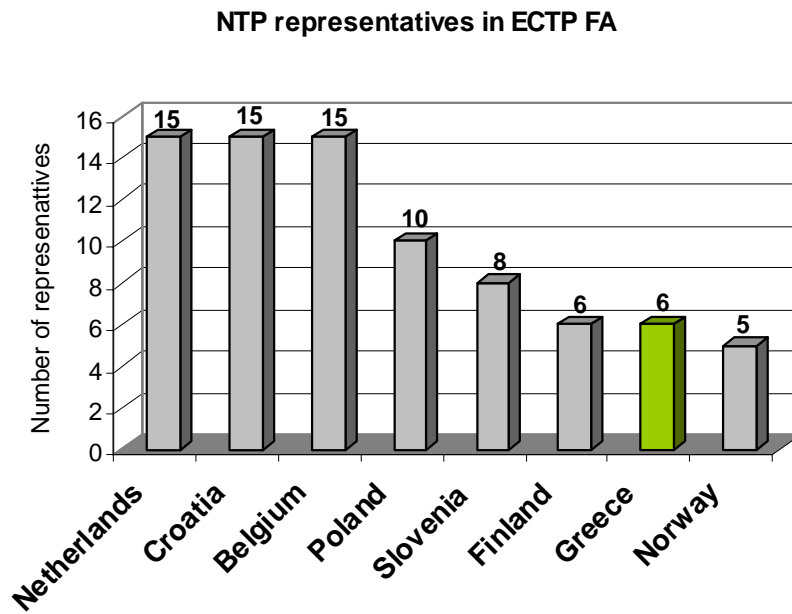


Fig. 51. Hellenic Construction Technology Platform place in ECTP FA according to the number of NTP representatives.

The United Kingdom Technology Platform



| | | |
|---|--|------|
| Capital | London | |
| Member in EU from | 1973 | |
| NTP from | 30.06.05 | |
| Total area (2003) in thous. km² | 244,1 | |
| Population in thous. | 59 501 | |
| GPD (2004) in bn euro | 1715,8 | |
| GPD per Capita in PPS | 26 600 | |
| Gross value added in 2004 in % | Agriculture, forestry and fishing | 0,9 |
| | Industry | 18,5 |
| | Construction | 6,2 |
| Indices of industrial production (total) <i>previous year=100</i> | 100,4 | |
| Indices of construction production | 103,1 | |
| Gross domestic expenditure on R&D (by main source of funds) in 2002 in % | Industry | 46,7 |
| | Government | 26,9 |
| | Abroad | 20,5 |

9. THE UNITED KINGDOM TECHNOLOGY PLATFORM

9.1 Structure and goals of UK Technology Platform

The launching of the UK Technology Platform took place in June 30th, 2005. The president of the organizing committee is Bob White from MACE. His work is supported by Roger Blundell from Taylor Woodrow. The secretary office is leading by Beth Morgan from Constructing Excellence.

The platform works as an open network and has more than 60 members who represent several types of organizations as shown below.

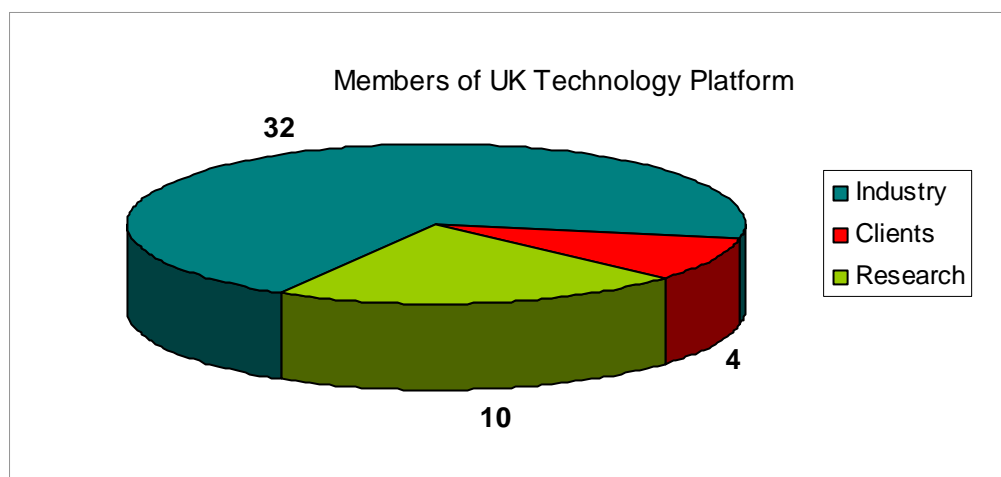


Fig. 52. UK TP members.

UK TP mission is to prioritise and promote research and innovation that will sustain a first class construction industry and enhance the value of its contribution to the quality of the built environment and the wealth and well being of society

The main goal of UK TP is to be:

- a conduit between research community and industry
- a catalyst in developing and promoting research and development
- a facilitator, linking and making connections among industry, Government and the research community

- an honest broker for the construction industry, Government and the research community
- a 'think tank' for UK construction

The structure of the UK TP stay in accordance with the ECTP organization scheme and is shown below.

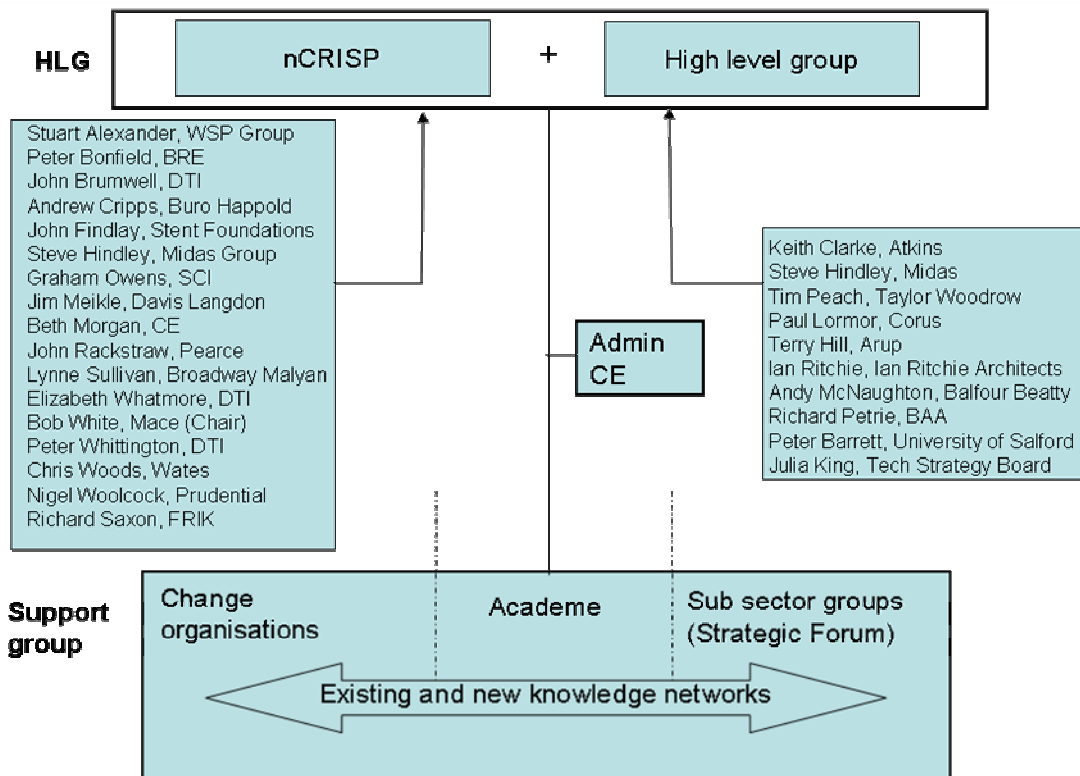


Fig. 53. UK TP organization scheme.

On the top of the UK Technology Platform there is a HLG created by 12 persons representing different types of organizations. The specification of High Level Group members is shown on a graph.

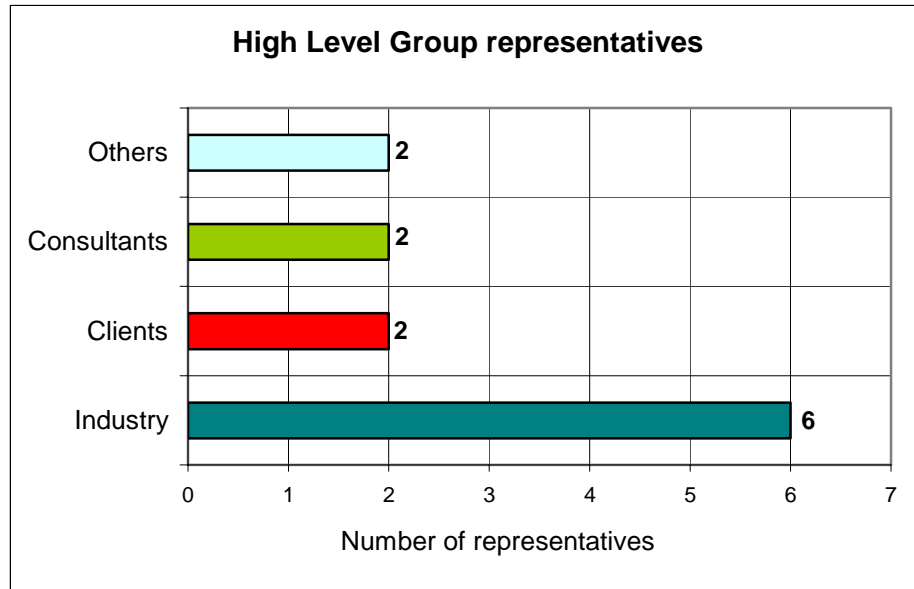


Fig. 54. UK TP High Level Group representatives.

The main role of the High Level Group is:

- approval of documents,
- promotion,
- lobbying,
- construction sector commitment,
- NTP representation for society or/and government,

The HLG activities are supported by CRISP (Support Group) composed of 20 persons represent several types of organizations as shown below.

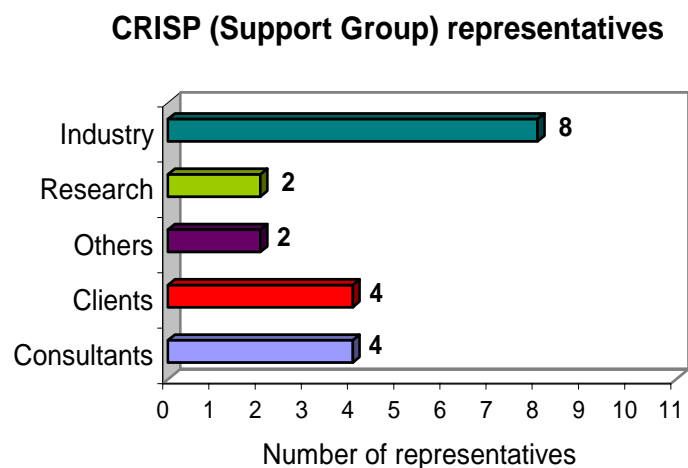


Fig. 55. CRISP (Support Group) representatives.

9.2 UK Technology Platform's activities

The UK TP is an active platform both in organizing events and preparing documents.

Up to now they organized:

- 1 conference,
- 2 management (SG) meetings

For the next year they plan to organize:

- 2 conferences
- 1 plenary assembly
- 4 management (SG) meetings

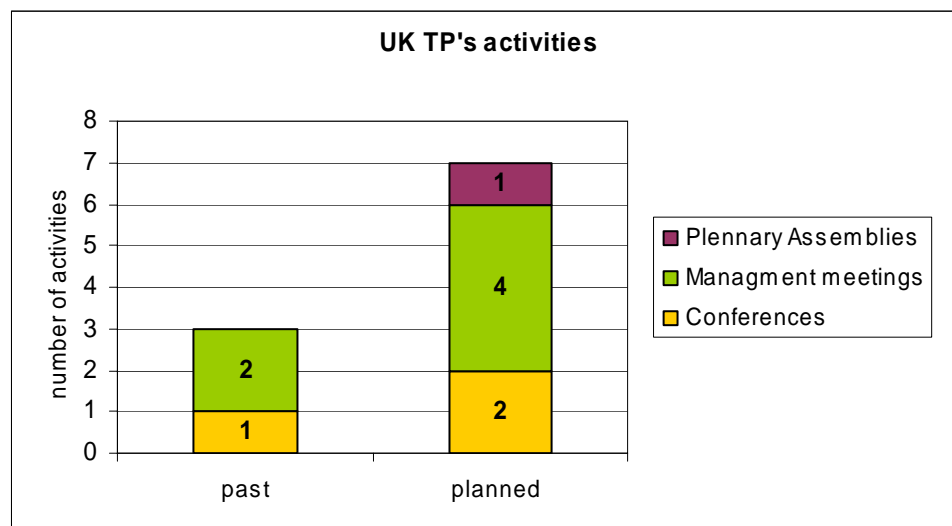


Fig. 56. UK Technology Platform's activities.

The UK TP is also very active in preparing important from ECTP's point of view documents. Up to now they finished two documents – ToR and Vision 2030 (ToR is accepted and Vision 2030 is waiting for approval) and are preparing third one – SRA

For the next year UK TP plan to put emphasis on promotion preparing electronic newsletter and their own website

All UK TP activities are financed mostly by its members (80%) but also by government (20%). The platform cooperate with ministries and national agencies.

9.3 UK Technology Platform's activities in ECTP

UK Technology Platform is an active member of ECTP. They have their representatives both in ECTP HLG and SG. There is one person delegated to work in ECTP SG and 4 delegates in HLG. There are also two persons engaged in ECTP Working Group . Personal details of mentioned delegates and ECTP bodies they are working in can be found in an attachment.

Taking into account the number of NTP members working in ECTP HLG and SG The UK TP is situated on the second place (together with Finland and Netherlands) in Europe.

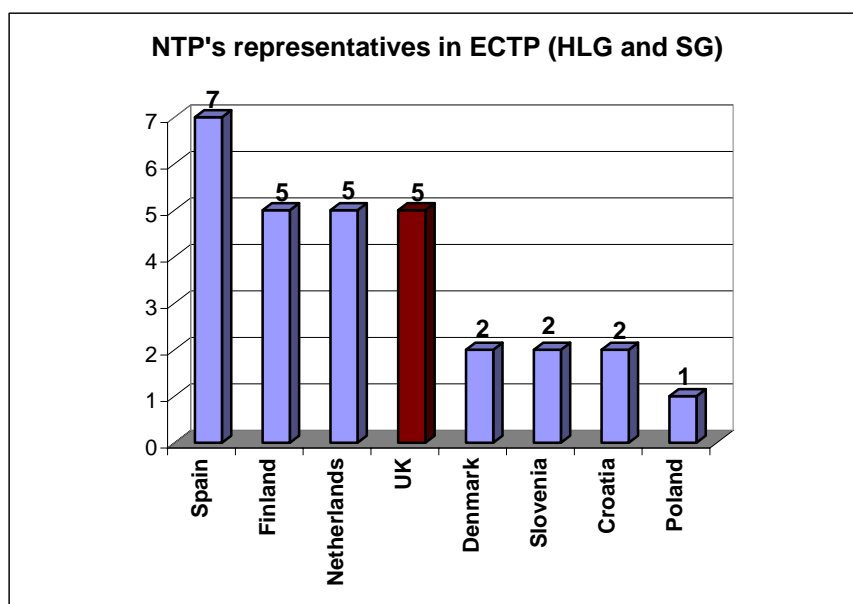


Fig. 57. UK TP place in ECTP according to the number of NTP representatives.

UK Technology Platform has its delegate also in ECTP FA "Processes &ICT".

The Croatian Construction Technology Platform



| | |
|---|--------------------|
| Capital | Zagreb |
| Member in EU from | official candidate |
| NTP from | 13.10.05 |
| Total area (2003) in thous. km² | 56,542 |
| Population in thous. | 4,497 |
| GPD (2004) in bn \$ | 50,33 |
| GPD per Capita in PPS | 11,200 |

10. THE CROATIAN CONSTRUCTION TECHNOLOGY PLATFORM

10.1 Structure and goals of Croatian Construction Technology Platform

The Croatian Construction Technology Platform is together with Slovenian platform one of the youngest NTP that was formed in Europe. Officially the platform exist from 13th October 2005. The platform was initiated by Jure Radić from University of Zagreb who holds the position of coordinator of the platform. His activities are supported by Zeljko Zderić from Konstruktor-Inženjering d.o.o. The secretary of the platform is Vlatka Rajčić from University of Zagreb.

The platform even though does not has a structure yet is an active organization working as an open network. On this day there are 74 official members of the platform. They represent different types of organizations as shown below:

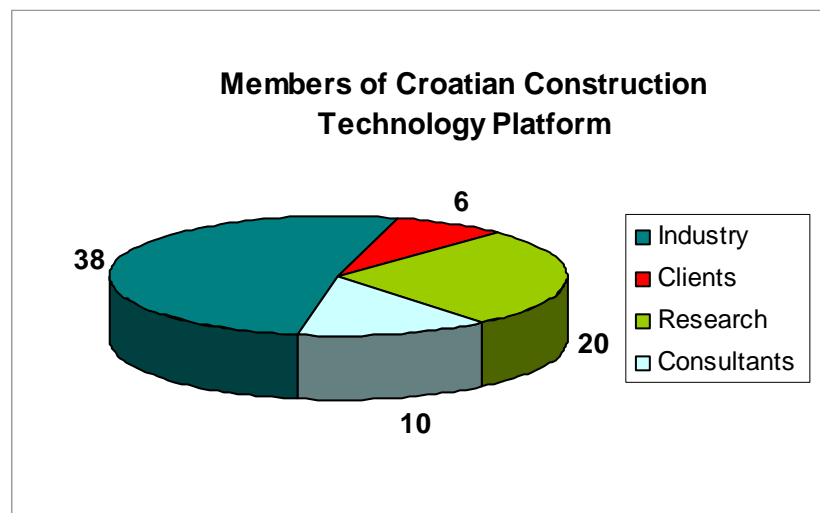


Fig. 58. Members of Croatian Construction Technology Platform.

The goal of the Croatian Construction Technology Platform is to educate people from construction sector to start spreading their knowledge and connection in order to make the vision of the projects which is necessary to rise the level of safety, quality of life and all the aims given in SRA and needed for development of the country and whole Europe.

Because Croatian Construction Technology Platform does not have the HLG yet the platform is being guided by CRCTP Board having the same privileges as SG in ECTP. To the CRCTP Board belong 20 persons represent industry, client, research and consultant circle. The number of persons representing each type of organization is shown on a graph.

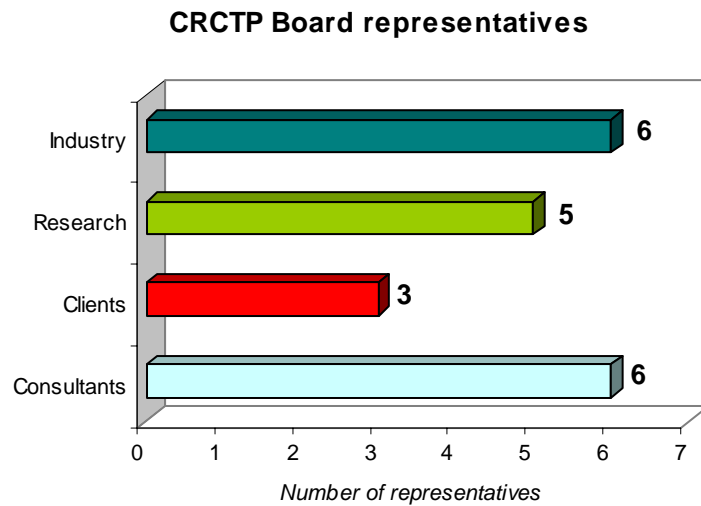


Fig. 59. CRCTP Board representatives.

On this day Croatian platform does not have a HLG but there is a plan to create that body. The main role of the HLG will be:

- lobbying
- promotion
- construction sector commitment
- NTP representation for society or/and government.

10.2 FA groups in Croatian Construction Technology Platform

Croatian Construction Technology Platform has 7 Focus Area groups identical with those in ECTP structure and they are:

1. Underground Construction
2. Cities & Buildings
3. Sustainable Construction
4. Materials
5. Cultural Heritage

6. Processes & ICTs

7. Safety & health

FA groups are represented all in all by 12 leaders mainly from industry and research area. All personal data of mentioned leaders will be given in an attachment of this report.

10.3 Croatian Construction Technology Platform's activities

In spite of being one of the youngest platform Croatian platform was able to organize in such a short time a conference and plenary assembly meeting. They have also an ambitious plan to organize in near future:

- 2 conferences,
- 2 seminars,
- 1 plenary assembly,
- 2 workshops.

All those results place Croatian platform on the 8th position in ECTP.

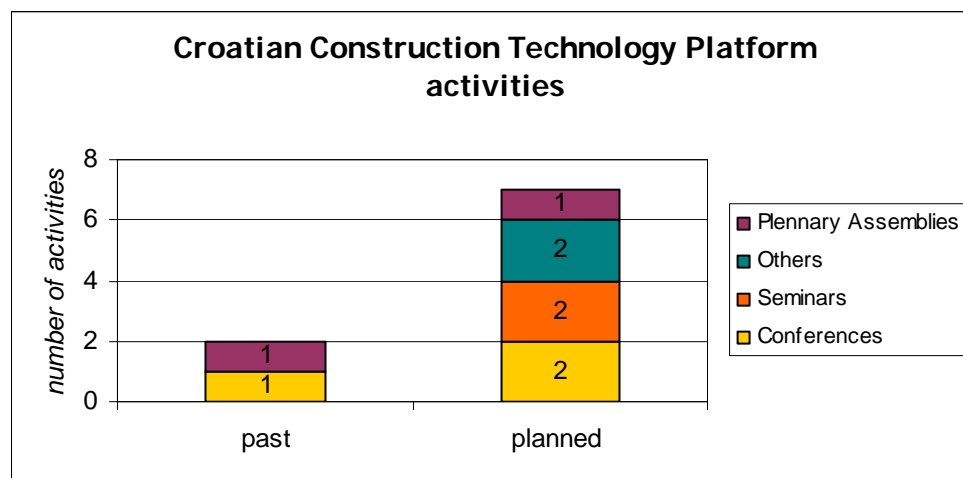


Fig. 60. Croatian Construction Technology Platform activities.

All platform's activities are financed by sponsors (30%) and their members (70%).

The challenges and steps that platform takes to expand their activities and to grow are supported by both national and regional authorities. They cooperate with ministries, national agencies, parliament, regional administration bodies and committees.

10.4 Croatian Construction Technology Platform's activities in ECTP

Croatian Construction Technology Platform is involved in ECTP work quite strong. There are 4 NTP's members – represent industry and research area – delegated to work in ECTP High Level Group, Support Group, Working Group and Advisory Group and thereby to represent Croatian platform's interests. Personal details of mentioned delegates can be found in an attachment.

Taking into account the number of NTP members working in ECTP HLG and SG The Croatian Construction Technology Platform is situated on the 5th place together with Denmark and Slovenia.

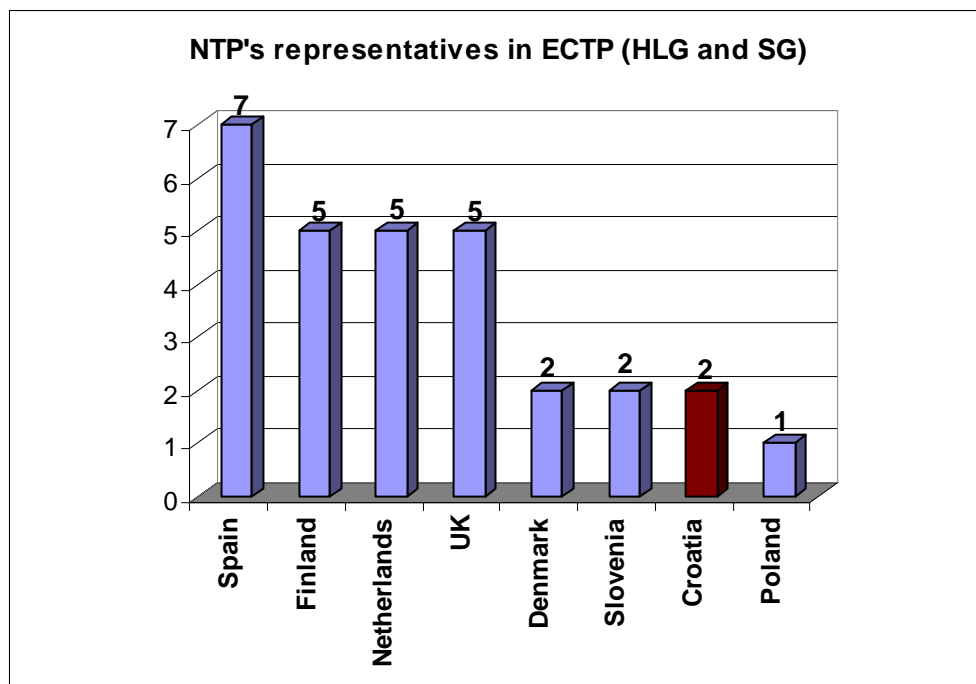


Fig. 61. Croatian Construction Technology Platform place in ECTP HLG & SG according to the number of NTP representatives.

According to the total number of NTP representatives in ECTP FA Croatian TP is on the 1st position together with The Netherlands and Belgium.

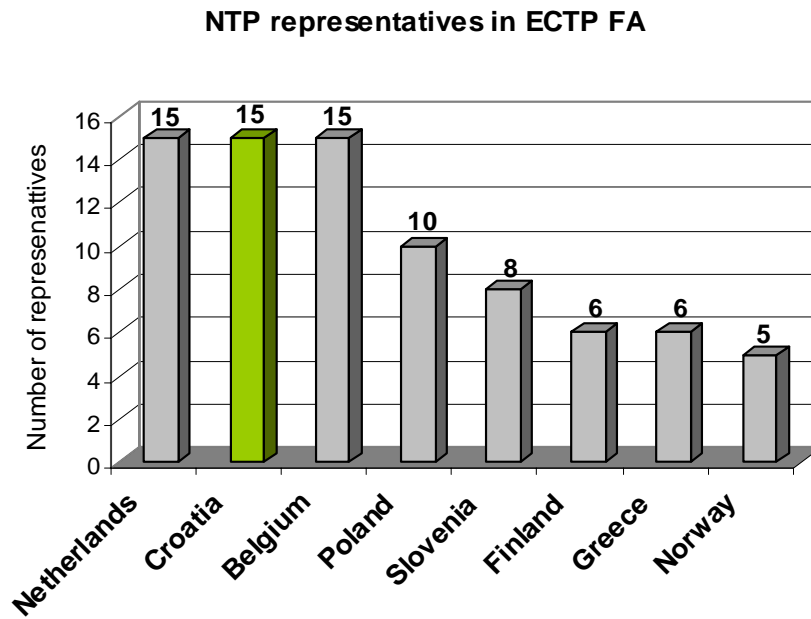



Fig. 62. Croatian Construction Technology Platform place in ECTP FA according to the number of NTP representatives.

The Slovenian Construction Technology Platform



| | | |
|---|--|------|
| Capital | Ljubljana | |
| Member in EU from | 2004 | |
| NTP from | 8.10.05 | |
| Total area (2003) in thous. km² | 20,3 | |
| Population in thous. | 1 996 | |
| GPD (2004) in bn euro | 25,9 | |
| GPD per Capita in PPS | 17 400 | |
| Gross value added in 2004 in % | Agriculture, forestry and fishing | 2,6 |
| | Industry | 30,2 |
| | Construction | 5,7 |
| Indices of industrial production (total) <i>previous year=100</i> | 100,7 | |
| Indices of construction production | 102,5 | |
| Gross domestic expenditure on R&D (by main source of funds) in 2002 in % | Industry | 60,0 |
| | Government | 35,6 |
| | Abroad | 3,7 |

11. SLOVENIAN CONSTRUCTION TECHNOLOGY PLATFORM

11.1 Structure and goals of Slovenian Construction Technology Platform

The Slovenian Construction Technology Platform is one of the youngest NTP that was formed in Europe. Officially the platform exist from 8th October 2005. The leader and coordinator of the platform is Roko Žarnić from University of Ljubljana, Faculty of Civil and Geodetic Engineering. He is supported by Marjana Šijanec Zavrl from Building and Civil Engineering Institute ZRMK. Coordination of administrative work is entrusted to Vladimir Gumilar from Construction Cluster of Slovenia.

The platform works as an open network and has about 40 members who represent different types of organizations as shown below:

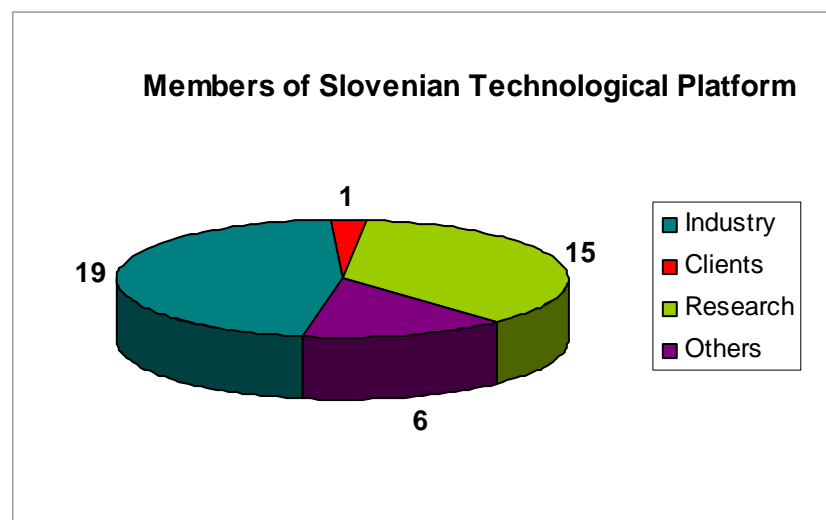


Fig. 63. Members of Slovenian Construction Technology Platform.

The main goal of the Slovenian TP is:

- to connect the stakeholders of Slovenian construction sector and activate them for ECTP development.
- to assure participation and collaboration in FP7, JETI & other RTD projects
- to assure SI construction sector technological development and growth
- participation to European and global competitiveness of construction sector



- to develop competences for sustainable development of the society and economy in Slovenia and in Europe.

The main objectives that Slovenian Construction Technology Platform want to achieve in near future are:

- to get the commitment and active participation of all stakeholders (companies & other)
- to identify RTD issues/needs, competences and existing programs (projects) in Slovenian construction sector
- to develop Slovenian RTD & innovation strategic program / harmonization with existing national programs
- to assure harmonization with ECTP activities
- to integrate RTD programs (national, EU), support mechanisms (government) and innovations activities (companies)
- to help Slovenian companies and organizations to participate/co-operate in EU RTD projects (7 FP and other programs)
- to assure efficiency in private and public spending for RTD
- to promote Slovenian construction sector

The structure of the platform corresponds to the ECTP organization scheme and is shown below.

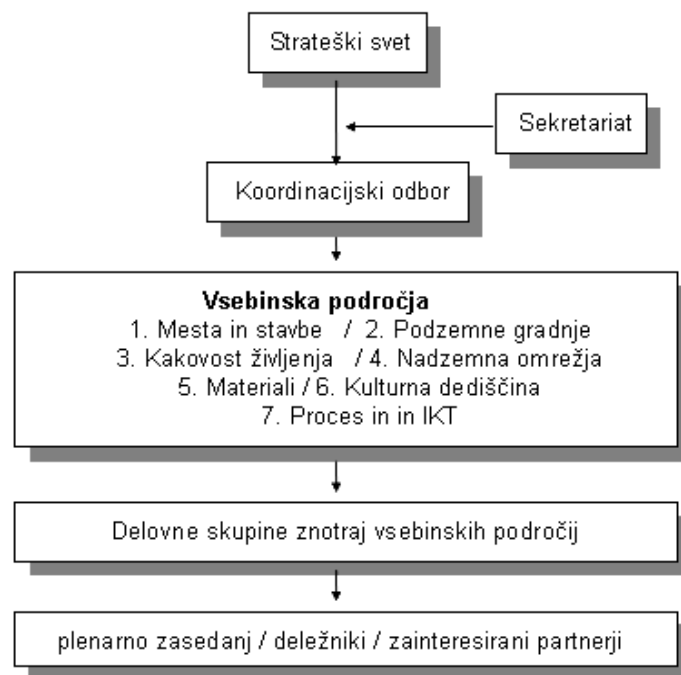


Fig. 64. Structure of Slovenian Construction Technology Platform.

On the top of the Slovenian Construction Technology Platform there is a Coordination Board. To the Coordination Board belong 12 persons represent industry, research and consultant circle. The specification of the board members is shown on a graph.

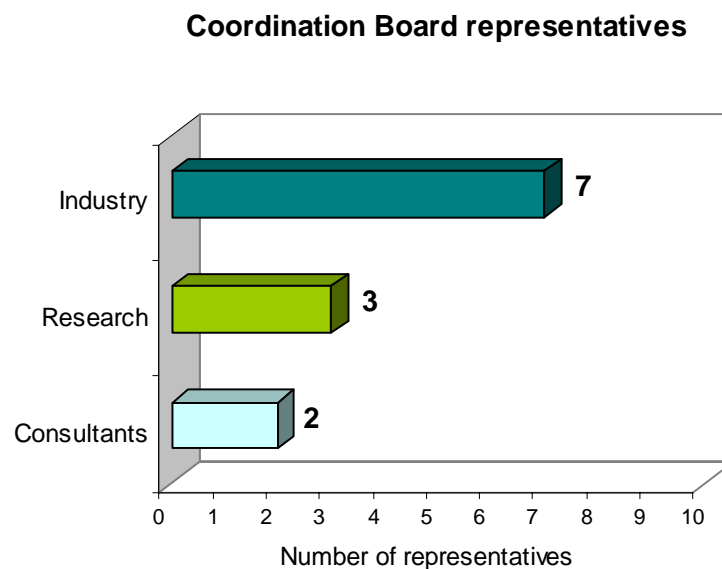


Fig. 65. Coordination Board representatives.



On this day Slovenian platform does not have a HLG but there is a plan to create that body. The main role of the HLG will be:

- approval of documents
- lobbying
- promotion
- construction sector commitment.

11.2 FA groups in Slovenian Construction Technology Platform

Slovenian Construction Technology Platform has 7 Focus Area groups identical with those in ECTP structure and they are:

1. Underground Construction
2. Cities & Buildings
3. Sustainable Construction
4. Materials
5. Cultural Heritage
6. Processes & ICTs
7. Safety & health

FA groups are represented by industry, research and consultants leaders whose data will be given in an attachment of this report.

On this day there are no any other groups in Slovenian Construction Technology Platform and no information about plans to create this kind of work/support group.

11.3 Slovenian Construction Technology Platform's activities

In comparison with other National Technology Platforms Slovenian TP is one of the most active platform. Up to now they organized 3 conferences and took part in 6 more activities. In near future they plan to organize:

- 2 conferences,
- 1 plenary assembly,
- 3 management meetings,

as well as take part in 6 other activities. All those results (shown on a graph below) allowed Slovenian TP to be the fourth most active platform in Europe.

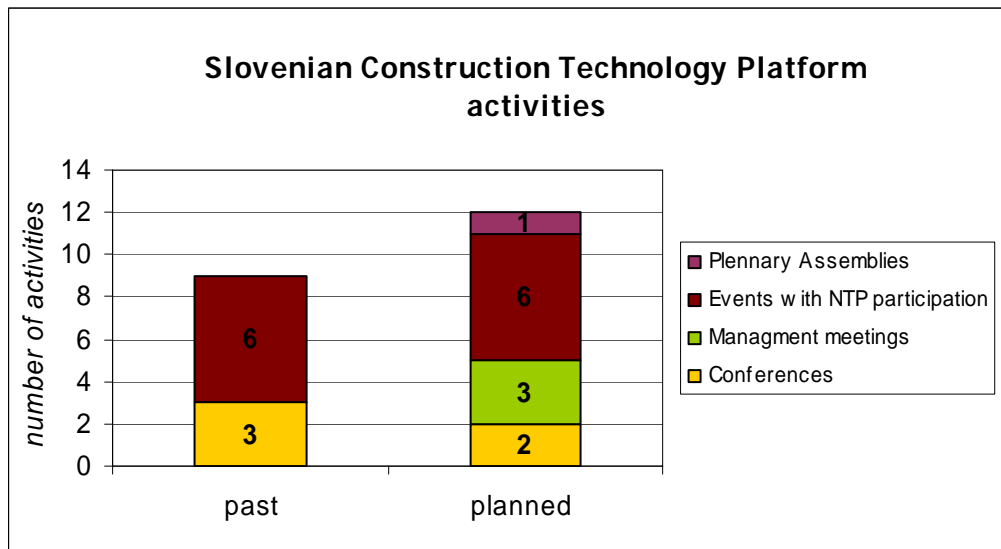


Fig. 66. Slovenian Construction Technology Platform activities.

The platform is active in preparing important documents like ToR (waiting for approval), Vision 2030 and SRA (in process of preparing).

The Slovenian Construction Technology Platform has also its own web site www.sgtp.si.

All platform's activities are financed mostly by their members (70%) but also the government (30%).

The platform cooperate with ministries, national agencies and regional administration bodies.

11.4 Slovenian Construction Technology Platform's activities in ECTP

Slovenian Construction Technology Platform is an active member of ECTP. There are 3 persons – representing industry and research area – delegated to represent Slovenian platform's interests in ECTP High Level Group, Support Group and Working Group. Personal details of mentioned delegates and ECTP bodies they are working in you can find in an attachment.

Taking into account the number of NTP members working in ECTP (without FA's representatives) The Slovenian Construction Technology Platform is situated on the 5th place (together with Denmark and Croatia) in Europe.

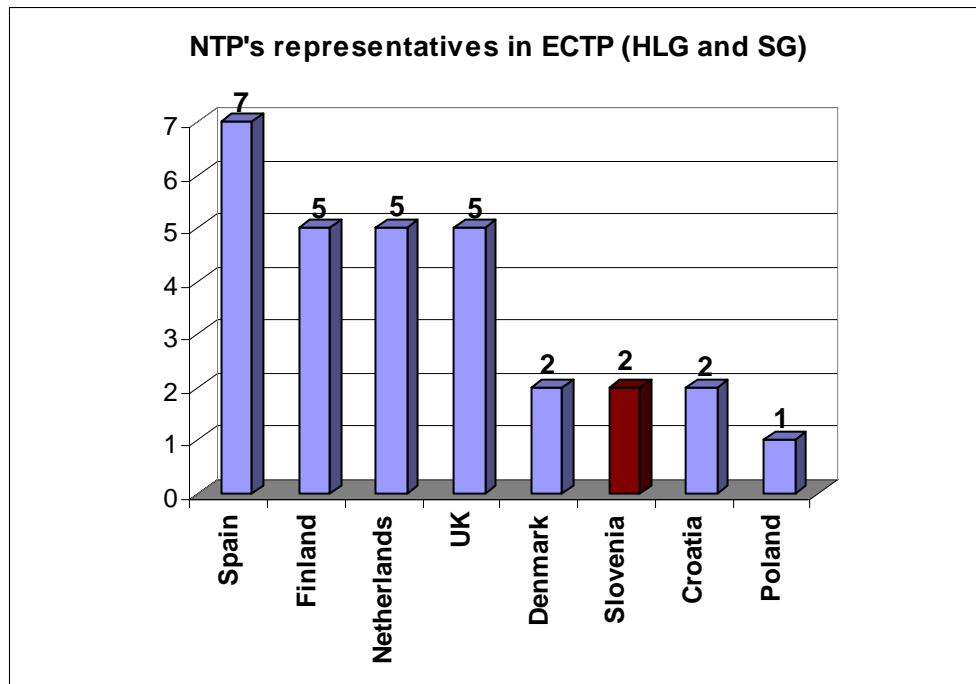


Fig. 67. Slovenian Construction Technology Platform place in ECTP according to the number of NTP representatives.

According to the total number of NTP representatives in ECTP FA Slovenian TP is on the 5th position.

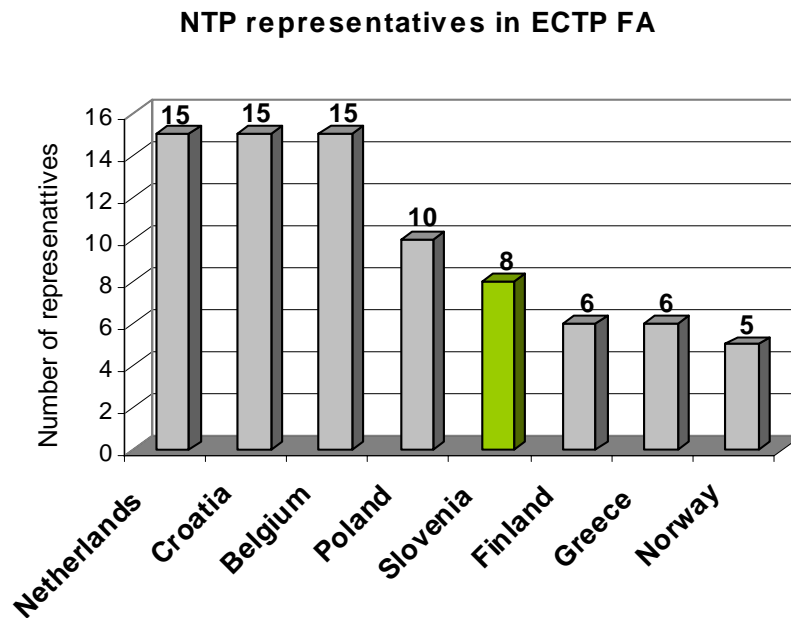


Fig. 68. Slovenian Construction Technology Platform place in ECTP FA according to the number of NTP representatives.

The Belgian Technology Platform



| | | |
|---|--|------|
| Capital | Brussels | |
| Member in EU from | 1952/58 | |
| NTP from | plann 19.01.06 | |
| Total area (2003) in thous. km² | 30,5 | |
| Population in thous. | 10 376 | |
| GPD (2004) in bn euro | 283,8 | |
| GPD per Capita in PPS | 26 500 | |
| Gross value added in 2004 in % | Agriculture, forestry and fishing | 1,4 |
| | Industry | 19,6 |
| | Construction | 4,9 |
| Indices of industrial production (total) <i>previous year=100</i> | 103,2 | |
| Indices of construction production | 98,1 | |
| Gross domestic expenditure on R&D (by main source of funds) in 2002 in % | Industry | 64,3 |
| | Government | 21,4 |
| | Abroad | 11,8 |

12. THE BELGIAN TECHNOLOGY PLATFORM

12.1 Structure and goals of Belgian Technology Platform

Creation of Belgian TP is still in the process stage. The official opening of the platform is planned on January 19th 2006.

The chairman of the Belgian TP is Rob Lenaers from Besix. He will be supported by Carlo de Pauw. The care of secretary's office will be entrusted to Myriam Olislaegers.

The work in Belgian Technology Platform will focus on three strategic accesses:

- Building of the future
- Roads of the future
- The construction site of the future

The structure of the Belgian TP is not finalized yet but it use a link with existing structure of Technical Committee's (TC) of BBRI.

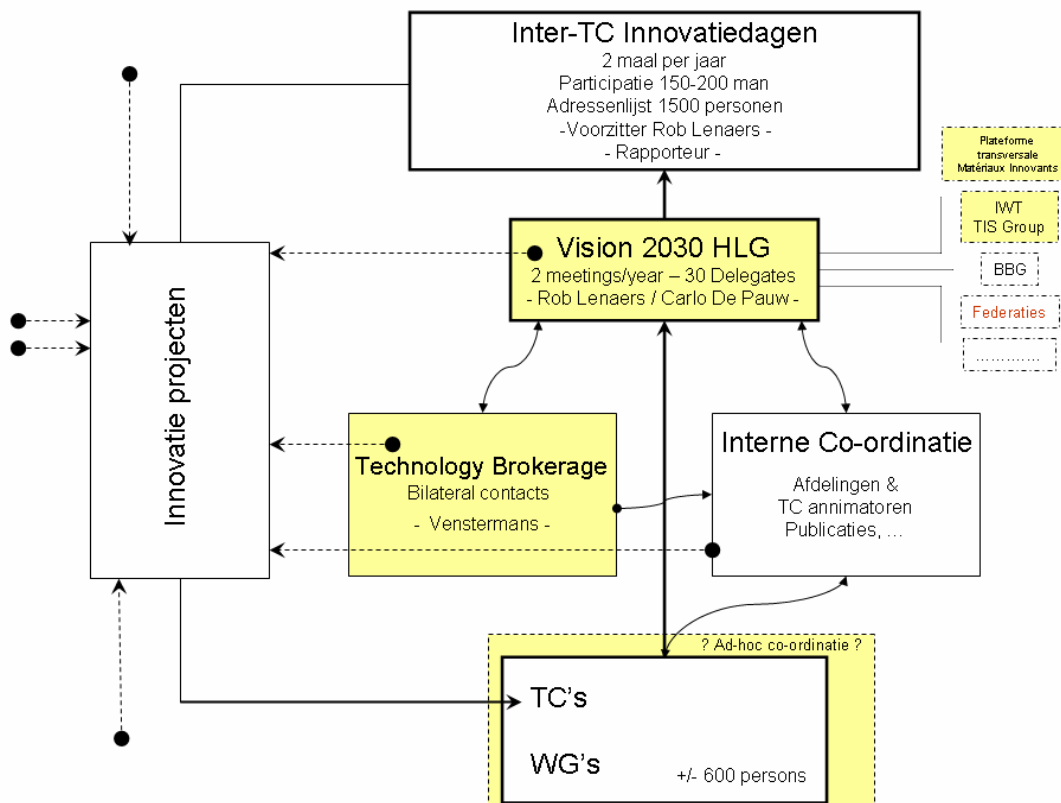


Fig. 69. Structure of Vision 2030.

On the top of the Belgian TP there is an executive committee (according to HLG) named Vision 2030 HLG. It is created by 40 leaders from different types of organizations (it is planned that HLG will be composed of 30 people).

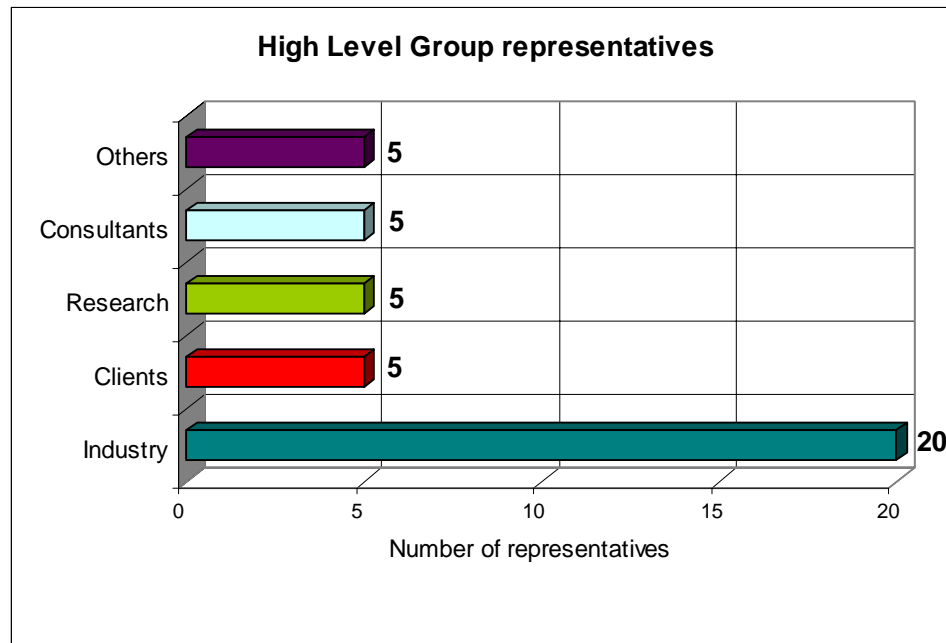


Fig. 70. HLG representatives in Belgian TP.

Main task of the HLG will be:

- approval of documents,
- promotion
- lobbying,
- NTP representation for society or/and government,
- organization of 2 annual conferences.

The HLG work is supported by Inter TC. This coordinating group is composed of 17 people from industry and research area whose role is:

- vision
- innovation workshops:
 - elderly people
 - space research (intervention astronaut Frimout)
 - ICT, etc...



12.2 FA groups and other groups in Belgian Technology Platform

There are 15 Technical Committees (TC) in Belgian TP. Each of them works on one theme therefore can be compared to the Focus Area in ECTP. Each TC defines what research should be done and reaches out to industry, government, universities, etc. TC's (and their Working Groups) manned by experts from all stakeholders, involve more than 600 people.

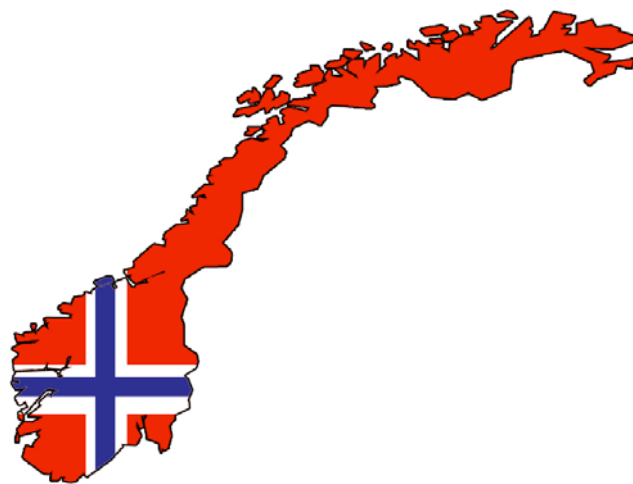
12.3 Belgian National Platform's activities

Waiting for the official opening next year Belgian TP is working on a documents (waiting for Vision 2030 approval, working on SRA document), promotion folders, brochures, posters.

They plan to organize in 2006 2 conferences and 2 Support Group meetings.

They have also their own web site in French <http://vision2030.cstc.be> or Dutch <http://visie2030.wtcb.be>.

The Norwegian Construction Technology Platform



| | |
|--|----------------|
| Capital | Oslo |
| Member in EU from | EEA member |
| NTP from | plann 17.01.06 |
| Total area in thous. km² | 324 220 |
| Population in thous. | 4 593 |
| GPD in bn \$ | 171,6 |
| GPD per Capita in PPS | 37,7 |

13. NORWEGIAN CONSTRUCTION TECHNOLOGY PLATFORM

13.1 Structure and goals of Norwegian Construction Technology Platform

The Norwegian Construction Technology Platform was established in June 2004, but has lived a dormant life. On initiatives from SINTEF and Byggforsk (merged into SINTEF Byggforsk from Jan.1, 2005) and BNL a comprehensive plan for revitalizing and enforcing the NCTP work has been developed since November this year. It will come into full force and implementation in 2006. The official opening of the platform is planned on January 17th 2006.

The leader and coordinator of the platform is Svein E. Haagenrud from Sintef Byggforsk

The platform works as an open network and has 32 members who represent different types of organizations as shown below:

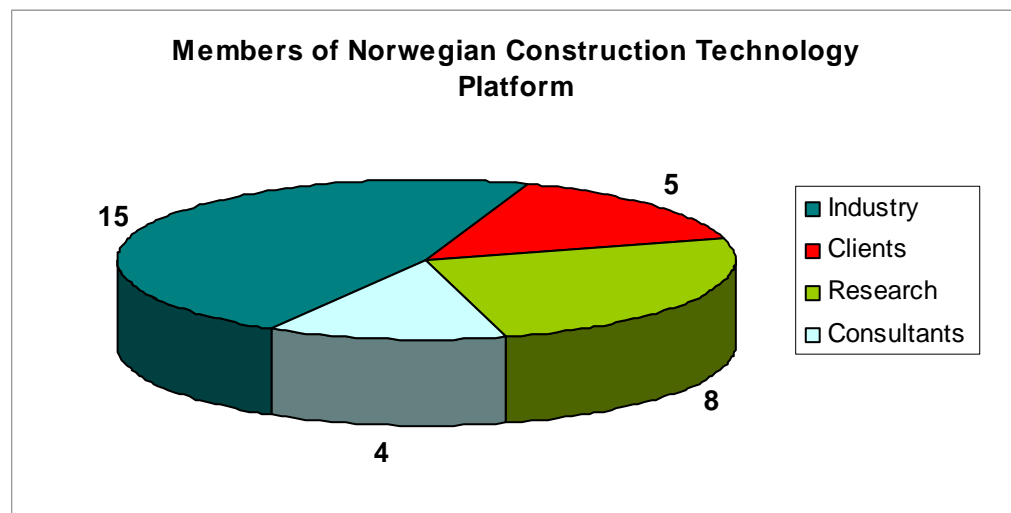


Fig. 71. Members of Norwegian Construction Technology Platform.

The main goal of the Norwegian TP is to establish and operate the Norwegian Construction Technology Platform with industrial basis and according to the European main goals and strategies for NTPs, in order to:

- establish and secure a broad industrial and other stakeholders participation
- extensive networking, information and promotion activities

- establish permanent FA groups developing R&D&I plans in their areas
- lobbying
- extensive international i-contact and networking via the various European networks and program/projects
- technology watch and partnering throughout the whole value-chain
- coordinate active participation in FAs
- counseling and facilitating Norwegian participation in European Networks and projects

The structure of the Norwegian TP corresponds to the ECTP organization scheme and is shown below.

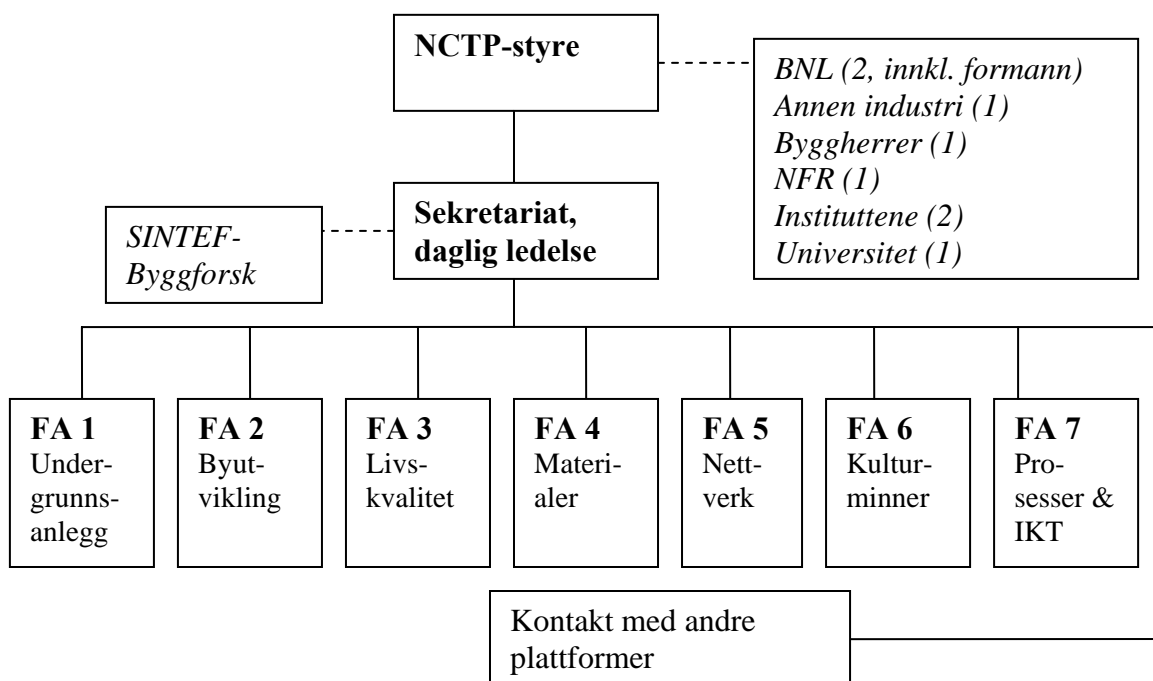


Fig. 72. Structure of Norwegian Construction Technology Platform.

On this day Norwegian TP does not have a HLG but there is a plan to create that body. The main role of the HLG will be:

- approval of documents,



- lobbying,
- promotion,
- construction sector commitment,
- NTP representation for society or/and government.

At present the Norwegian TP is leading by NCTP Management Group consists of about 30 organizations covering industry, consultancies, authorities and research. This group will be probably replaced by FIB – Forum for Innovation in the Building Industry having the same status as Support Group.

13.2 FA groups in Norwegian Construction Technology Platform

There are 7 Focus Area groups in Norwegian Construction Technology Platform. Their fields of activity are similar to those in ECTP and they are:

1. Underground Construction
2. Cities & Buildings
3. Quality of Life
4. Materials
5. Cultural Heritage
6. Processes & ICTs
7. Networks

FA groups are represented mostly by research leaders whose data will be given in an attachment of this report.

In Norwegian TP there is also one more group – a new organization named SINTEF Byggforsk Resource Team. The team consists of 1-2 person from each of the 7 FAs and its aim is to develop and implement an action plan for establishing industry led participatory groups for the FAs.

13.3 Norwegian Construction Technology Platform's activities

In comparison with other National Technology Platforms Norwegian TP is one of the most active platform. Up to now they organized 2 seminars and a management meeting. For the next year they plan to organize:

- 2 conferences,
- 6 seminars,
- 2 plenary assemblies,
- 3 management meetings,

as well as take part in 4 other activities. All those results (shown on a graph below) allowed Norwegian TP to be the sixth most active platform in Europe.

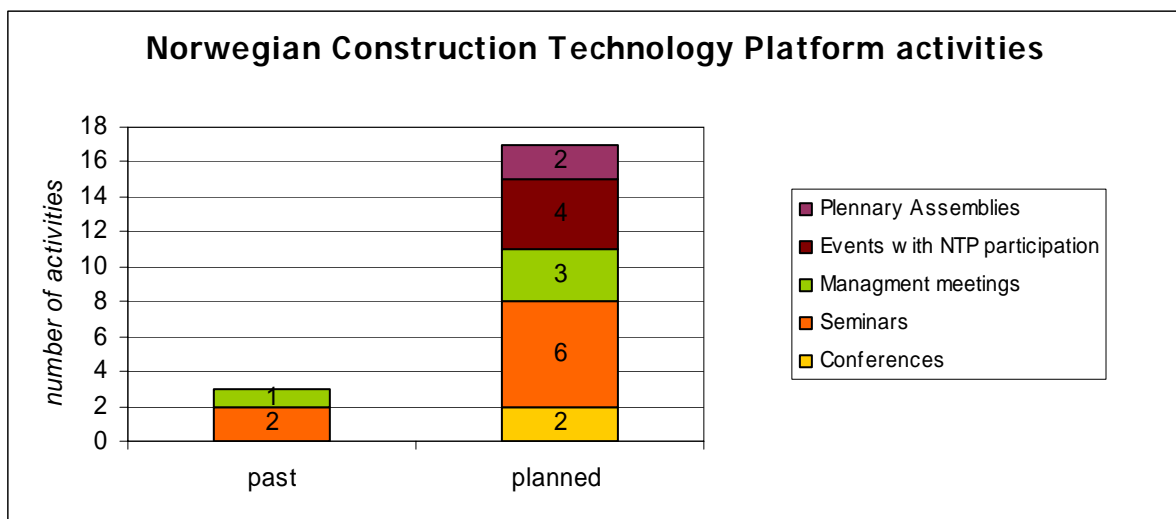


Fig. 73. Norwegian Construction Technology Platform activities.

The platform is also active in preparing important documents like ToR, Vision 2030 and SRA (waiting for approval).

The Norwegian Construction Technology Platform has also its own web site www.ectp-norway.no. Next year they plan to prepare brochures, folders and electronic newsletter.

All platform's activities are financed mostly by their members (60%) but also the government (40%).

13.4 Norwegian Construction Technology Platform's activities in ECTP.

Norwegian Construction Technology Platform is also a member of ECTP. There is one person delegated to represent Norwegian platform's interests in ECTP Working Group and 4 more – ECTP FA members. Personal details of mentioned delegates and ECTP bodies they are working in you can find in an attachment.

Taking into account the total number of NTP members working in ECTP FA The Norwegian Construction Technology Platform is situated on the last place.

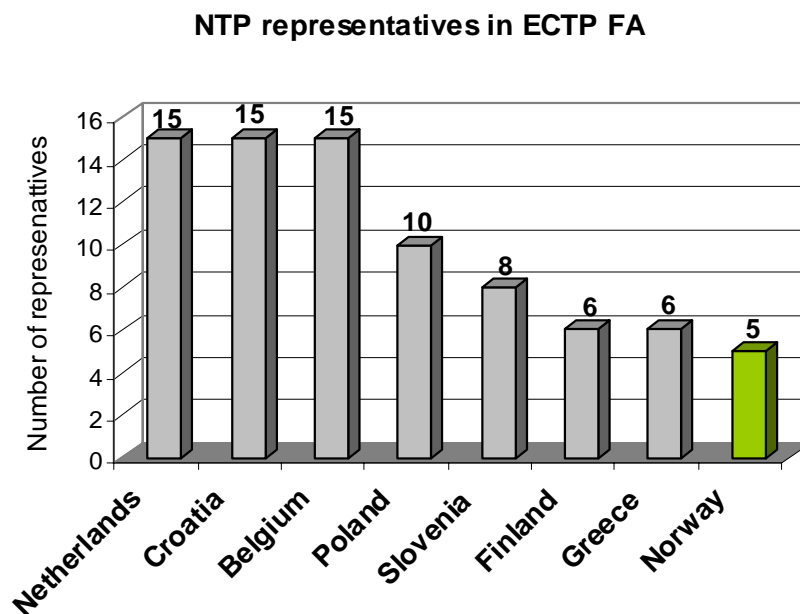


Fig. 74. Norwegian Construction Technology Platform place in ECTP (including FA) according to the number of NTP representatives.

The Lithuanian Technology Platform



| | | |
|---|--|------|
| Capital | Vilnius | |
| Member in EU from | 2004 | |
| NTP from | 15.02.06 | |
| Total area (2003) in thous. km² | 65,3 | |
| Population in thous. | 3 454 | |
| GPD (2004) in bn euro | 17,9 | |
| GPD per Capita in PPS | 10 700 | |
| Gross value added in 2004 in % | Agriculture, forestry and fishing | 5,7 |
| | Industry | 25,6 |
| | Construction | 7,1 |
| Indices of industrial production (total) <i>previous year=100</i> | 110,8 | |
| Indices of construction production | 106,8 | |
| Gross domestic expenditure on R&D (by main source of funds) in 2002 in % | Industry | 37,1 |
| | Government | 56,3 |
| | Abroad | 6,6 |



14. LITHUANIAN TECHNOLOGY PLATFORM

14.1 Structure and goals of Lithuanian Technology Platform

Creation of Lithuanian TP is still in the process stage. The official opening of the platform is planned on February 15th 2006.

There is already a person appointed to a coordinator post and it is Virgaudas Juocevicius from UAB Constructus. He will be supported by Vincentas Stragys from Vilnius Gediminas Technical University. The care of secretary's office will be entrusted to Jolanta Jasiukaitiene from UAB Constructus.

In the front of the platform will stay HLG. Main goals of this body will be:

- approval of documents,
- lobbying,
- construction sector commitment,
- NTP representation for society or/and government.

14.2 FA groups and other groups in Lithuanian Technology Platform

There are 3 already existing Focus Area groups:

- Underground Construction
- Cultural Heritage
- Processes and ICT

The names and personal details of the leaders of mentioned FA groups can be found in an attachment.

Lithuanian TP has also additional group named "Implementation of Eurocodes" responsible for:

- translation of Eurocodes to Lithuanian language
- preparation of National Annexes
- selection of Design Approaches
- research in standardization

14.3 Lithuanian National Technology Platform's activities

Despite the fact that Lithuanian platform officially does not exist yet their members are very active in participating several meetings and conferences. Last year NTP's representatives took part in a seminar and NTP's coordinators in ECTP meeting. For the next year they plan to organize plenary assembly meeting and 3 more events.

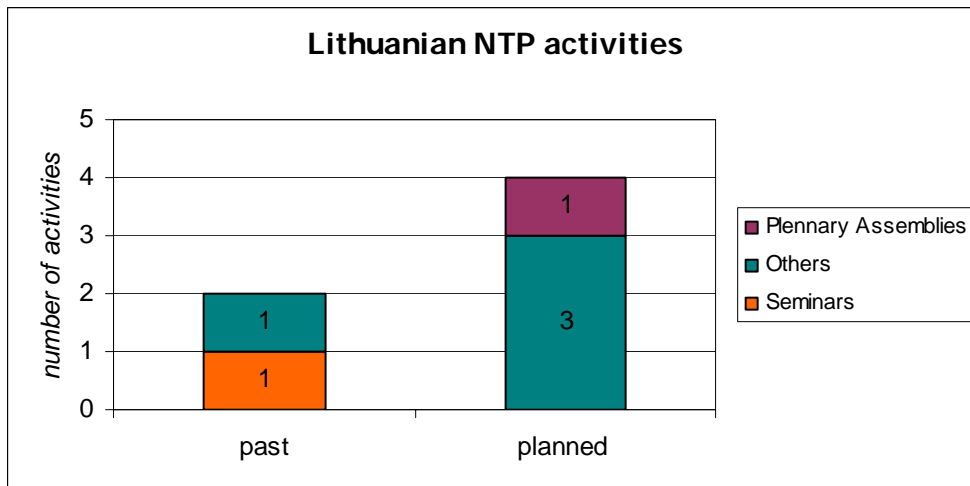


Fig. 75. Lithuanian TP activities.

The Lithuanian TP cooperate with ministries, national agencies, regional administration bodies and committees.



LIST OF FIGURES

| | |
|---|----|
| Fig.1. Data collecting scheme. | 5 |
| Fig. 2. Time axel showing moments of NTP creation. | 8 |
| Fig. 3. Size of NTPs for the sake of amount of their members. | 9 |
| Fig. 4. Percentage participation of different types of organizations in NTPs creation. | 10 |
| Fig. 5. Management Group workers in NTPs in consideration to types of organizations. | 11 |
| Fig. 6. Number of National Technology Platforms having FA opened in several socio-economical domains. | 12 |
| Fig. 7. FAs in Danish and Greek Technology Platforms. | 13 |
| Fig. 8. Number of organizations' leaders in FA groups (except Denmark and Greece). | 13 |
| Fig. 9. Number of organizations' leaders in FA groups for Danish and Greek TP. | 14 |
| Fig. 10. Activities organized or participated by NTPs. | 15 |
| Fig. 11. NTPs in ECTP according to the number of NTP representatives. | 17 |
| Fig. 12. NTPs in ECTP (including FA) according to the number of NTP representatives. | 17 |
| Fig. 13. Vision 2010 Management Group representatives. | 20 |
| Fig. 14. Vision 2010 Steering Group representatives. | 20 |
| Fig. 15. Finnish NTP place in ECTP according to the number of NTP representatives. | 22 |
| Fig. 16. Finnish NTP place in ECTP FA according to the number of NTP representatives. | 22 |
| Fig. 17. Members of PCTP. | 24 |
| Fig. 18. Polish Construction Technology Platform structure. | 25 |
| Fig. 19. HLG representatives. | 26 |
| Fig. 20. Support Group representatives in PCTP. | 27 |
| Fig. 21. Polish Construction Technology Platform activities. | 29 |
| Fig. 22. Polish Construction Technology Platform place in ECTP FA according to the number of NTP representatives. | 30 |
| Fig. 23. Members of DeltaNeth. | 32 |
| Fig. 24. DeltaNeth organization scheme. | 33 |
| Fig. 25. Dutch HLG representatives. | 34 |
| Fig. 26. Dutch SG representatives. | 35 |



| | |
|---|----|
| Fig. 27. DeltaNeth activities. | 36 |
| Fig. 28. DeltaNeth place in ECTP according to the number of NTP representatives. | 37 |
| Fig. 29. DeltaNeth place in ECTP FA according to the number of NTP representatives. | 37 |
| Fig. 30. Members of Spanish Technological Platform. | 39 |
| Fig. 31. Spanish platform organization scheme. | 40 |
| Fig. 32. Strategic Management Group representatives. | 40 |
| Fig. 33. Spanish Technological Platform activities. | 42 |
| Fig. 34. Spanish Technological Platform place in ECTP according to the number of NTP representatives. | 43 |
| Fig. 35. Members of Swedish Construction Technology Platform. | 45 |
| Fig. 36. HLG representatives in Swedish TP. | 46 |
| Fig. 37. NCTP – Sweden representatives. | 46 |
| Fig. 38. Members of Danish Construction Technology Platform. | 49 |
| Fig. 39. Steering Group representatives. | 50 |
| Fig. 40. Danish Construction Technology Platform activities. | 51 |
| Fig. 41. Danish Construction Technology Platform place in ECTP HLG & SG according to the number of NTP representatives. | 52 |
| Fig. 42. Members of French TP. | 54 |
| Fig. 43. French TP organization scheme. | 55 |
| Fig. 44. GHN representatives. | 55 |
| Fig. 45. Bureau representatives. | 56 |
| Fig. 46. French Technology Platform activities. | 57 |
| Fig. 47. Members of HCTP. | 59 |
| Fig. 48. HCTP organization scheme. | 60 |
| Fig. 49. Organising Committee representatives. | 61 |
| Fig. 50. Hellenic Construction Technology Platform activities. | 62 |
| Fig. 51. Hellenic Construction Technology Platform place in ECTP FA according to the number of NTP representatives. | 64 |
| Fig. 52. UK TP members. | 66 |
| Fig. 53. UK TP organization scheme. | 67 |
| Fig. 54. UK TP High Level Group representatives. | 68 |



| | |
|--|----|
| Fig. 55. CRISP (Support Group) representatives. | 68 |
| Fig. 56. UK Technology Platform's activities..... | 69 |
| Fig. 57. UK TP place in ECTP according to the number of NTP representatives..... | 70 |
| Fig. 58. Members of Croatian Construction Technology Platform..... | 72 |
| Fig. 59. CRCTP Board representatives. | 73 |
| Fig. 60. Croatian Construction Technology Platform activities..... | 74 |
| Fig. 61. Croatian Construction Technology Platform place in ECTP HLG & SG according to the number of NTP representatives. | 75 |
| Fig. 62. Croatian Construction Technology Platform place in ECTP FA according to the number of NTP representatives. | 76 |
| Fig. 63. Members of Slovenian Construction Technology Platform..... | 78 |
| Fig. 64. Structure of Slovenian Construction Technology Platform..... | 80 |
| Fig. 65. Coordination Board representatives. | 80 |
| Fig. 66. Slovenian Construction Technology Platform activities..... | 82 |
| Fig. 67. Slovenian Construction Technology Platform place in ECTP according to the number of NTP representatives. | 83 |
| Fig. 68. Slovenian Construction Technology Platform place in ECTP FA according to the number of NTP representatives. | 84 |
| Fig. 69. Structure of Vision 2030..... | 86 |
| Fig. 70. HLG representatives in Belgian TP..... | 87 |
| Fig. 71. Members of Norwegian Construction Technology Platform..... | 90 |
| Fig. 72. Structure of Norwegian Construction Technology Platform..... | 91 |
| Fig. 73. Norwegian Construction Technology Platform activities..... | 93 |
| Fig. 74. Norwegian Construction Technology Platform place in ECTP (including FA) according to the number of NTP representatives..... | 94 |
| Fig. 75. Lithuanian TP activities..... | 97 |



LIST OF TABLES

| | |
|---|----|
| Table 1. The number of NTPs filling each High Level Group goal..... | 11 |
| Table 2. Statistic of documents prepared by NTPs..... | 16 |
| Table 3. Percentage financing of NTPs..... | 16 |

APPENDIX

| | |
|---|-----|
| Appendix 1. NTPs coordinators..... | 102 |
| Appendix 2. Secretary office, contact persons..... | 103 |
| Appendix 3. NTPs FA leaders. | 103 |
| Appendix 4. Other Groups in NTPs..... | 107 |
| Appendix 5. NTPs' representatives in ECTP | 107 |
| Appendix 6. NTPs' representatives in ECTP FAs. | 109 |

Appendix 1. NTPs coordinators.

| Country | Name of person | E-mail | Phone | Organization name |
|-----------------|--------------------------|---|----------------|---|
| Austria | Peter Kremnitzer | peter.kremnitzer@porr.at | +43 506262342 | A. Porr AG |
| | Felix Friembichler | friembichler@voezfi.at | +43 1714668152 | Vereinigung der österreichischen Zementindustrie |
| Belgium | Rob Lenaers | rob.lenaers@vanhout.be | +32 014251611 | Besix |
| | Carlo de Pauw | Carlo.de.pauw@bbri.be | +32 27164211 | BBRI - Belgian Building Research Institute |
| Croatia | Jure Radić | jradic@grad.hr | +38 514639390 | University of Zagreb |
| | Zeljko Zderić | konstruktor-st@konstruktor-split.tel.hr | +38 521409200 | Konstruktor-Inženjering d.o.o. |
| Denmark | Knud Erik Busk | kebu@dr.dk | +45 35208090 | Bygherreforeningen |
| England | Bob White | whiteb@mace.co.uk | +44 2075548183 | Mace |
| | Roger Blundell | Roger.Blundell@uk.taylorwoodrow.com | +44 7816514659 | Taylor Woodrow |
| Finland | Lauri Ratia | lauri.ratia@lohjarudus.fi | | LohjaRudus Oy Ab |
| France | Bernard Raspaud | bernard@raspaud.com | | FNTP/FIEC |
| | Herve Charrue | herve.charrue@cstb.fr | 01 64 68 85 57 | CSTB |
| Greece | Antonia Moropoulou | amoropul@central.ntua.gr | +30 2107723276 | Technical Chamber of Greece |
| | Konstantinos Syrmakezis | isaarsyr@central.ntua.gr | +30 2107721590 | Technical Chamber of Greece |
| Lithuania | Virgaudas Juocevicius | vrgaudas.juocvicius@constructus.lt | +370 52526171 | UAB CONSTRUCTUS |
| | Vincentas Stragys | vincentas.stragys@st.vtu.lt | +370 2745220 | Vilnius Gediminas Technical University |
| Norway | Svein E. Haagenrud | svein.haagenrud@byggforsk.no | +47 22965843 | SINTEF Byggforsk |
| Poland | Elzbieta J. Syrda | e.syrda@asm-poland.com.pl | +48 243557700 | ASM - Market Research and Analysis Centre Ltd. |
| | Aleksandra Tkacz | a.tkacz@asm-poland.com.pl | +48 243557756 | ASM - Market Research and Analysis Centre Ltd. |
| Slovenia | Roko Žarnić | rzarnic@fgg.uni-lj.si | +386 41777517 | Faculty of Civil and Geodetic Engineering |
| | Marjana Šijanec Zavrl | marjana.sijanec@gi-zrmk.si | +386 12808342 | Building and Civil Engineering Institute ZRMK |
| Spain | Francisco Capilla Hervas | fcapilla@fcc.es | +34 913859012 | FCC CONSTRUCCIÓN |
| Sweden | Åke Skarendahl | ake.skarendahl@bic.nu | +46 84111640 | BIC - Swedish Construction Sector Innovation Centre |
| The Netherlands | G.J. Maas | gj.maas@bamgroep.nl | +31 306598431 | Royal Bam Group |
| | J.J. Wentink | j.j.wentink@geodelft.nl | +31 152693500 | GeoDelft |



Appendix 2. Secretary office, contact persons.

| Country | Name of person | E-mail | Phone | Organization name |
|-----------------|------------------------|---|-------------------|--|
| Austria | Michael Pauser | office@ovbb.at | +43 1 504 15 95 | Österreichische Vereinigung für Beton und Bautechn |
| Belgium | Myriam Ollislaegers | myriam.ollislaegers@bbri.be | | |
| Croatia | Vlatka Rajčić | vrajcic@grad.hr | +38514639283 | University of Zagreb |
| Denmark | Lone Møller Sørensen | lms@sbi.dk | +45 45 74 22 41 | Danish Institute for Building and Urban Research |
| England | Beth Morgan | morganb@constructingexcellence.co.uk | +442075921100 | Constructing Excellence |
| Finland | Matti Kokkala | matti.kokkala@vtt.fi | +358207224800 | VTT Technical Research Centre of Finland |
| France | Francois Buyle-Bodin | francois.buyle-bodin@equipement.gouv.fr | | Ministry Public Works & Transport |
| Greece | Agoritsa Konstanti | akonsta@mail.ntua.gr | +30-210-7721431 | Technical Chamber of Greece |
| Lithuania | Jolanta Jasiukaitiene | adm@constructus.lt | + 370 5 252 61 71 | UAB CONSTRUCTUS |
| Norway | Svein E. Haagenrud | svein.haagenrud@byggforsk.no | +4722965843 | SINTEF Byggforsk |
| Poland | Katarzyna Grabarska | k.grabarska@asm-poland.com.pl | +48 243557747 | ASM – Market Research and Analysis Centre |
| Slovenia | Vladimir Gumilar | vladimir.gumilar@sgg.si | +386 1 2808184 | Construction Cluster of Slovenia |
| Spain | Ricardo Cortez Sanchez | rcortes@seopan.es | 0034 91 563 05 04 | SEOPAN |
| Sweden | Åke Skarendahl | ake.skarendahl@bic.nu | +4684111640 | BIC - Swedish Construction Sector Innovation Centr |
| The Netherlands | J. Stuip | jan.stuip@cur.nl | +31-182-540600 | CUR |

Appendix 3. NTPs FA leaders.

| Country | FA name | Name of person | E-mail | Phone | Organization name |
|------------------|--------------------------|----------------|----------------------------------|--------------|--|
| Croatia | Underground construction | Damir Tkalčić | | | Croatian Civil Engineering Institute |
| | | Đuro Dekanović | | | Viaduct |
| | Quality of life | Goran Poljanec | | 38514639254 | Faculty of Civil Engineering |
| | | Žarko Dešković | | | Croatian Engineering Institute Split |
| | Cities & buildings | Ante Stojan | | | Croatian Civil Engineering Institute Dubrovnik |
| | Materials | Ivana Banjad | banjadi@grad.hr | | Faculty of Civil Engineering |
| | | Vedrana Tudor | vedrana.tudor@dalmacijacement.hr | | Dalmacija Cement |
| | Networks | Jure Radić | jradic@grad.hr | +38514639390 | University of Zagreb |
| | | Žderić Željko | | | |
| | Cultural heritage | Vlatka Rajčić | vrajcic@grad.hr | +38514639283 | University of Zagreb |
| Processes & ITCs | Petar Đukan | | | Croatian CEI | |



| | | | | | |
|-----------------|---|--------------------------------------|-----------------------------------|-----------------------------|--|
| | | Petak Josip | | | HIMK |
| Denmark | Energy, indoor climate and ventilation | Thomas Heldgaard | | | Rockwool International A/S |
| | | Lone Møller Sørensen | | | Danish Building Research Institute |
| | Building production | Christian Koch | | | DTU-BYG |
| | Urban Development | Morten Elle | | | DTU-BYG |
| | | Kirsten Ledgaard | | | Ørestadsselskabet |
| | Materials | Jesper Sand Damtoft | | | Aalborg Portland A/S, RDC |
| | | Mette Glavind | | | Danish Technological Institute |
| | End-user values | Henrik L. Bang | | | Danish Association of Construction Clients |
| Hans Kristensen | | | | Center for Bolig og Velfærd | |
| France | Materials | COUSIN Stephane | stephane.cousin@saint-gobain.com | | Saint Gobain |
| | Cultural heritage | Pétronille Eynaud de Fay | peynauddefay@vinci.com | | Vinci |
| | Cities & Buildings | Cadoret Gael | gael.cadoret@saint-gobain.com | | |
| | Quality of Life | Borel Serge | serge.borel@soletanche-bachy.com | | Soletanche |
| | | Demilecamps Louis | ldemilecamps@gtm-construction.com | | Vinci-GTM |
| | Networks | Mahut Brigitte | brigitte.mahut@lpc.fr | | LCPC |
| Underground | Dumoulin Claude | c.dumoulin@bouygues-construction.com | | Bouygues | |
| Greece | Cultural heritage protection | Vasilis Chandakas | vasilis.chandakas@deem.culture.gr | +30-210-3313460 | Ministry of Culture |
| | | Eleni Aggelakopoulou | lagela@central.ntua.gr | +30-210-7721429 | Technical Chamber of Greece |
| | Education | Niki Kouloumbi | koni@chemeng.ntua.gr | +30-210-7723101 | Technical Chamber of Greece |
| | | Petros Moundoulas | pmoun@central.ntua.gr | +30-210-7721429 | Technical Chamber of Greece |
| | Construction | Georgios Ioannides | | +30-210-3291721 | Technical Chamber of Greece |
| | | Antonis Protonotarios | | +30-210-3310758 | Technical Chamber of Greece |
| | Physical and Urban Planning | Paraskevi Batsou | pbats@tee.gr | +30-210-3291510 | Technical Chamber of Greece |
| | | Polyxronis Akritides | cakriti@cityofathens.gr | +30-210-3301045 | City of Athens |
| | Civil Infrastructures | Asterios Liolios | alios@egnatia.gr | +30-2310-470343 | Egnatia Odos S.A. |
| | | Georgios Leoutsakos | gleoutsakos@ametro.gr | +30-210-6792370 | Attiko Metro S.A. |
| | Energy | Evi Tzanakaki | etzanak@cres.gr | +30-210-6603256 | Centre for Renewable Energy Sources |
| | | Konstantinos Balaras | costas@meteo.noa.gr | +30-210-8109152 | National Observatory of Athens |
| | Standardisation, certification, quality control | Maria Karoglou | margo@central.ntua.gr | +30-210-7721432 | Technical Chamber of Greece |
| | | Georgios Mpatis | batis@chemeng.ntua.gr | +30-210-7723186 | Technical Chamber of Greece |



| | | | | | |
|-----------------|--------------------------|---------------------------|---------------------------------|----------------------------|--|
| Lithuania | Underground Construction | Liudas Furmonavicius | liufu@st.vtu.lt | + 370 5 2745220 | UAB GEOTECHNIKOSG RUPE |
| | Cultural Heritage | Albinas Kuncevicus | kuncevicus@heritage.lt | +370 5 273 42 52 | Dep.of Cultural Heritage, Min. of Culture |
| | Processes & ICT | Vladimir Popov | vlad@inre.lt | + 370 5 212 4660 | UAB INRE |
| The Netherlands | Underground construction | Han Admiraal | han.admiraal@cur.nl | | COB |
| | | Inge Stringa | i.stringa@agv-advies.nl | | COB |
| | Materials | Jan Mijnsbergen | jan.mijnsbergen@cur.nl | | CUR.NET |
| | | Paul Litjens | p.p.t.litjens@geodelft.nl | | GeoDelft |
| | Processus | Henk van der Horst | henk.vdhorst@psibouw.nl | | Ballast Nedam PSIBouw |
| | | Pim Leemhuis | pim.leemhuis@psibouw.nl | | CUR.NET PSIBouw |
| | ICT | Wilfret van de Woudenberg | gj.maas@bamgroep.nl | | Royal Bam Group |
| | | Bas Hemmen | b.r.hemmen@geodelft.nl | | GeoDelft |
| | Cities and Buildings | Freek Hasselaar | hasselaar@habiforum.nl | | Habiforum |
| | | Huib Haccou | haccou@habiforum.nl | | Habiforum |
| | Quality of life | Corne Nijburg | corne.nijburg@cur.nl | | CUR.NET Leven met water |
| | | Joop Koenis | joop.koenis@cur.nl | | CUR.NET Geotechnet |
| | Networks | Margot Weijnen | m.p.c.weijnen@tbm.tudelft.nl | | Next Generation Infrastructures |
| | | Martijn Kuit | m.kuit@nginfra.nl | | Next Generation Infrastructures |
| Norway | Undergrunnsanlegg | Einar Grøv | eivind.grov@sintef.no | | SINTEF |
| | Byutvikling | Guri Krigsvoll | guri.krigsvoll@byggforsk.n | | Byggforsk |
| | Livskvalitet | Mads Mysen | mads.mysen@byggforsk.no | | Byggforsk |
| | Materialer | Svein Willy Danielsen | swdaniel@online.no | +47 91599655 | SINTEF |
| | Materialer | Einar A. Hansen | einar.hansen@sintef.no | | SINTEF |
| | Nettverk | Anders Beitnes | anders.beitnes@sintef.no | | SINTEF |
| | Kulturminner | Marit Ekne Ruud | marit.ruud@byggforsk.no | | Byggforsk |
| | Prossesser&IKT | | havard.bell@byggforsk.no | | Byggforsk |
| | | svein.haagenrud | +47 91143791 | Byggforsk | |
| Poland | Cities & Buildings | Olgierd Dziekoński | izba@izbaarchitektow.pl | +48228278514 | Izba Architektów RP |
| | | Roman Gajownik | R_Gajown@itb.pl | +48 228251575 | Instytut Techniki Budowlanej |
| | | | | | |
| | Infrastructure | Witold Jędrzejewski | wjdrzejewski@prochem.com.pl | +48 223260113 | Prochem S.A. |
| | | Cezary Madryas | cezary.madryas@pwr.wroc.pl | +48 713202050 | Politechnika Wroclawska |
| | Sustainability | Henryk Kwapisz | henryk.kwapisz@saint-gobain.com | +48 226537939 | Saint Gobain Isover Polska |
| | | Dorota Chwieduk | dchwied@ippt.gov.pl | +48 228261281 | PAN - Instytut Podstawowych Problemow Techniki |
| | Materials | Janusz Partyka | janusz.partyka@opoczno.com | +48 447555186 | Opoczno S.A. |
| Dariusz Kata | | kata@uci.agh.edu.pl | +48 126172574 | Akademia Gorniczo-Hutnicza | |



| | | | | | |
|----------|-----------------------------|--------------------------------|----------------------------------|-------------------|---|
| | Cultural Heritage | Piotr Białko | białko@zabytki-konserwacja.cc.pl | +48 122927597 | Firma Konservatorska Piotr Białko Sp. z o.o. |
| | | Marek Pabich | pabich@p.lodz.pl | +48 426313545 | Politechnika Łódzka |
| | Processes & ICT s | Mariusz Szlom | mariusz.szlom@atutor.com.pl | +48 223260385 | Atutor- Integracja Cyfrowa |
| | | Robert Gajewski | r.gajewski@il.pw.edu.pl | +48 228255937 | Politechnika Warszawska |
| Slovenia | Underground Construction | Karl Močilnikar | karl.mocilnika@sct.si | +386 1 5898655 | SCT d.d. |
| | | Janko Logar | janko.logar@fgg.uni-lj.si | +386 1 4768500 | Faculty of Civil and Geodetic Engineering |
| | Cities & Buildings | Marjana Šijanec Zavrl | marjana.sijanec@gi-zrmk.si | +386 1 2808342 | Building and Civil Engineering Institute ZRMK |
| | Quality of Life | Samo Gostič | samo.gostic@gi-zrmk.si | +386 1 2808286 | Building and Civil Engineering Institute ZRMK |
| | Materials | Vilma Ducman | vilma.ducman@zag.si | +386 1 2804438 | Slovenian Natio. Build and Civil Eng. Institute |
| | Networks | Peter Pengal | peter.pengal@dd-ceste.si | +386 1 3068100 | DDC Consulting & Engineering LTD |
| | Cultural Heritage | Roko Žarnić | rzarnic@fgg.uni-lj.si | +386 41 777517 | Faculty of Civil and Geodetic Engineering |
| | Processes & ICTs | Žiga Turk | ziga.turk@fgg.uni-lj.si | +3861 768622 | Faculty of Civil and Geodetic Engineering |
| Spain | Underground Construction | Carlos Bosch | bboschc@dragados.com | 0034 91 703 84 31 | DRAGADOS |
| | | Francisco Capilla Hervás | fcapilla@fcc.es | 0034 91 385 90 12 | FCC CONSTRUCCIÓN S.A. |
| | Cities & Buildings | Juan Manuel Mieres Royo | jmieres@acciona.es | 0034 91 663 31 60 | ACCIONA Infraestructuras |
| | Sustainable Construction | Higinio González Mayo | hgmayo@ohl.es | 0034 91 348 41 00 | OHL |
| | | Fernando De Lope | fdelope@ferrovial.es | 0034 91 586 32 64 | FERROVIAL AGROMAN S.A. |
| | Materials | Luz Granizo | granizo.luz@es.sika.com | 0034 91 657 23 75 | SIKA |
| | | José Botía | jose.botia@holcim.com | 0034 91 590 91 83 | HOLCIM |
| | Cultural Heritage | José Conde Salazar | jcs-geocisa-madrid@dragados.com | 0034 91 660 30 00 | GEOCISA |
| | | Isabel Rogríguez Mari | isabel@labein.es | 0034 946 07 33 00 | FUNDACION LABEIN |
| | ICTs | Juan Ignacio Alonso Montull | ialonso@aldesaconstrucciones.es | 0034 91 381 92 20 | ALDESA CONSTRUCCIONE S S.A. |
| | | J. Maeso | jamaeso@softec.es | 0034 944 87 11 00 | SOFTEC S.L. |
| | Safety & health | José Gascón | jgascon@fcc.es | 0034 91 514 10 00 | FCC CONSTRUCCION S.A. |
| | | Jesús Santamaría | | 0034 91 441 05 00 | GRUPO ISOLUX CORSAN |



Appendix 4. Other Groups in NTPs.

| Country | Name of team | Name of person | E-mail | Phone | Organization name |
|-----------|--|------------------------|---|-------------------|---|
| Belgium | Virtual Construction | Jan Venstermans | | | |
| Finland | Vision 2010 Communication Team | | risto.pesonen@rakennusteo llisuus.fi | | |
| France | Support group | CHARRUE Herve | herve.charrue@cstb.fr | | CSTB |
| Greece | Working Group | Maria Karoglou | margo@central.ntua.gr | +30-210-7721432 | Technical Chamber of Greece |
| | TCG Research and Technology Office | Agoritsa Konstanti | akonsta@mail.ntua.gr | +30-210-7721431 | Technical Chamber of Greece |
| | TCG Scientific and Development Work Office | Dimitra Kanellou | sci-work@central.tee.gr | +30-210-3291252 | Technical Chamber of Greece |
| | | Evaggelia Xarari | evxarari@central.tee.gr | +30-210-3291252 | Technical Chamber of Greece |
| Lithuania | Implementation of Eurocodes | Vytautas Bite | vytautas.bite@lsd.lt | + 370 5 2709341 | Lithuanian Standards Board, Min. of Environment |
| Poland | Research and Transfer of Knowledge | Maria Goreczna | m.goreczna@asm- poland.com.pl | +48 243557715 | ASM - Market Research and Analysis Centre |
| | Promotion | Pawel Burdziakowski | pawelb@atlas.com.pl | +48 585220835 | Atlas |
| | Expert Panel | Zbigniew Turek | zbigniew.turek@kpk.gov.pl | +48 228287481 | National Contact Point |
| Spain | SRA Group | Carlos Balaguer | balaguer@ing.uc3m.es | 0034 91 624 90 38 | Universidad Carlos III |

Appendix 5. NTPs' representatives in ECTP

| Country | Name of person | E-mail | Phone | Organization name |
|-------------------------|-----------------------------|-----------------------------------|-------------------|---|
| In SG ECTP | | | | |
| Croatia | Zeljko Zderic | | | Konstruktor-Inženjering d.o.o. |
| Denmark | Lone Møller Sørensen | lms@sbi.dk | +45 45 74 22 41 | Danish Institute for Building and Urban Research |
| Finland | Mika Lautanala | | | National Technology Agency Tekes |
| | Vesa Peltonen | | | Evata Finland |
| The Netherlands | Joost Wentink | jj.wentink@geodelft.nl | +31-15-2693500 | GeoDelft |
| Poland | Elzbieta J. Syrda | | | |
| Slovenia | Roko Žarnić | rzarnic@fgg.uni-lj.si | +386 41 777517 | Faculty of Civil and Geodetic Engineering |
| Spain | Francisco Capilla | fcapilla@fcc.es | 0034 91 385 90 12 | FCC CONSTRUCCION |
| | Carlos Bosch | bbosch@dragados.com | 0034 91 703 84 31 | DRAGADOS |
| | Jesús Rodríguez Santiago | jrs-geocisa-madrid@dragados.com | 0034 91 660 30 00 | GEOCISA |
| | Juan Manuel Mieres | jmieres@acciona.es | 0034 91 663 31 60 | ACCIONA |
| UK | Scott Steadman | | | |
| In Working Group | | | | |
| Croatia | Vlatka Rajčić | vrajcic@grad.hr | +38514639283 | University of Zagreb |
| Denmark | Bjørn Lykke Jensen | bjorn.lykke.jensen@teknologisk.dk | +45 72 20 21 08 | Danish Technological Institute |



| | | | | |
|-------------------------------|-------------------------|--------------------------------------|-------------------|---|
| Finland | Matti Kokkala | matti.kokkala@vtt.fi | +358207224800 | VTT |
| | Leena Sarvaranta | leena.sarvaranta@vtt.fi | +358207224830 | VTT |
| Greece | Antonia Moropoulou | amoropul@central.ntua.gr | +30-210-7723276 | Technical Chamber of Greece |
| | Konstantinos Syrmakezis | isaasyr@central.ntua.gr | +30-210-7721590 | Technical Chamber of Greece |
| The Netherlands | Joost Wentink | jj.wentink@geodelft.nl | +31-15-2693500 | GeoDelft |
| | Bas Hemmen | b.r.hemmen@geodelft.nl | +31-15-2693562 | GeoDelft |
| | Pim Leemhuis | pim.leemhuis@psibouw.nl | +31-182-540670 | CUR.NET PSIBouw |
| | Jan Mijnsbergen | jan.mijnsbergen@cur.nl | +31-182-540600 | CUR.NET |
| Norway | Svein E.Haagenrud | svein.haagenrud | +47 22 965843 | Byggforsk |
| Poland | Elzbieta J. Syrda | e.syrda@asm-poland.com.pl | +48 243557700 | ASM - Market Research and Analysis Centre |
| | Dariusz Kata | kata@uci.agh.edu.pl | +48 126172574 | AGH - University of Science and Technology |
| | Aleksandra Tkacz | a.tkacz@asm-poland.com.pl | +48 243557756 | ASM - Market Research and Analysis Centre |
| | Cezary Madryas | cezary.madryas@pwr.wroc.pl | +48 713202050 | Wroclaw University of Technology |
| Slovenia | Vladimir Gumilar | vladimir.gumilar@sgg.si | +3861 2808184 | Construction Cluster of Slovenia |
| Spain | Carmen Andrade | andrade@ietcc.csic.es | 0034 91 302 04 40 | |
| | Gregorio Briz | gregorio.briz@sener.es | 0034 91 807 73 80 | SENER |
| | Francisco Capilla | fcapilla@fcc.es | 0034 91 385 90 12 | FCC CONSTRUCCION |
| UK | Roger Blundell | Roger.Blundell@uk.taylorwoodrow.com | +447816514659 | Taylor Woodrow |
| | Beth Morgan | morganb@constructingexcellence.co.uk | +442075921100 | Constructing Excellence |
| In HLG ECTP | | | | |
| Croatia | Jure Radić | jradic@grad.hr | +38514639390 | University of Zagreb |
| Denmark | Knud Erik Busk | | | Danish Association of Construction Clients |
| Finland | Lauri Ratia | lauri.ratia@lohjarudus.fi | | Lohja Rudus Oy Ab |
| | Bengt Jansson | bengt.jansson@consolis.com | | Consolis Oy Ab |
| | Juho Saarimaa | juho.saarimaa@vtt.fi | | VTT Technical Research Centre of Finland |
| The Netherlands | Nico de Vries | nj.de.vries@bamgroep.nl | | Royal Bam Group |
| | Harry Noy | h.l.j.noy@arcadis.nl | | Arcadis |
| | Hans Huis in't Veld | wagenaar@rvb.tno.nl | | TNO |
| | Jan Hovers | jcmhovers@planet.nl | | Regieraad Bouw |
| Slovenia | Andraž Legat | andraz.legat@zag.si | +386 1 2804 217 | Slovenian Natio. Build and Civil Eng. Institute |
| Spain | José Polimon | | 0034 91 583 3861 | DRAGADOS |
| | José Manuel Guinea | | 0034 91 663 2900 | ACCIONA |
| | José Enrique Bofill | jebofill@fcc.es | | FCC CONSTRUCCION S.A. |
| UK | Terry Hill | | | Arup |
| | Tim Peach | | | Taylor Woodrow |
| | Ian Ritchie | | | Ian Ritchie Architects |
| | Peter Barrett | | | Univeristy of Salford |
| In Advisory Group ECTP | | | | |
| Croatia | Sever Zvonimir | | | Croatian chamber of architects and civ. engineers |



Appendix 6. NTPs' representatives in ECTP FAs.

| Country | Name of person | E-mail | Phone | Organization name |
|--|------------------------|----------------------------------|-----------------|---|
| FA 1 - Underground construction | | | | |
| Croatia | Damir Tkalčić | | | |
| | Đuro Dekanović | | | |
| | Dubravka Bjegović | | | |
| Finland | Jouko Ritola | jouko.ritola@vtt.fi | | VTT Technical Research Centre of Finland |
| The Netherlands | Paul Litjens | p.p.t.litjens@geodelft.nl | +31-15-2693500 | GeoDelft |
| | Ger Maas | gj.maas@bamgroep.nl | +31-30-6598431 | Royal Bam Group |
| | Jan Mijnsbergen | jan.mijnsbergen@cur.nl | +31-182-540600 | CUR.NET |
| Poland | Witold Jędrzejewski | wjędrzejewski@prochem.com.pl | +48 223260113 | Prochem S.A. |
| | Cezary Madryas | cezary.madryas@pwr.wroc.pl | +48 713202050 | Wroclaw University of Technology |
| | Arkadiusz Szot | | +48 606639424 | Wroclaw University of Technology |
| Slovenia | Janko Logar | janko.logar@fgg.uni-lj.si | +386 1 4768500 | Faculty of Civil and Geodetic Engineering |
| FA 2 - Cities & buildings | | | | |
| Croatia | Ante Stojan | | | |
| Finland | Matti Kokkala | matti.kokkala@vtt.fi | | VTT Technical Research Centre of Finland |
| Norway | Guri Krigsvoll | guri.krigsvoll | | Byggforsk |
| The Netherlands | Erik Mischgofsky | msg@geodelft.nl | +31-15-2693500 | |
| | Huib Haccou | haccou@habiforum.nl | +31-182-540600 | |
| Poland | Roman Gajownik | R_gajown@itb.pl | +48 228251575 | Building Research Institute |
| Slovenia | Marjana Šijanec Zavrl | marjana.sijanec@gi.zrmk.si | +3861 2808342 | Building and Civil Engineering Institute ZRMK |
| FA 3 - Quality of life | | | | |
| Croatia | Goran Poljanec | | +38514639283 | Faculty of Civ. Engineering |
| | Zarko Deskovic | | | Croatian Civ. Eng. Institute Split |
| Finland | Leena Sarvaranta | leena.sarvaranta@vtt.fi | | VTT Technical Research Centre of Finland |
| The Netherlands | Frans Barends | bar@geodelft.nl | +31-15-2693500 | GeoDelft |
| | Meindert Van | van@geodelft.nl | +31-15-2693500 | GeoDelft |
| Poland | Henryk Kwapisz | henryk.kwapisz@saint-gobain.com | +48 226537939 | Saint Gobain Isover Polska |
| | Dorota Chwieduk | dchwied@ippt.gov.pl | +48 228261281 | Institute of Fundamental Technological Research |
| Slovenia | Samo Gostič | samo.gostic@gi-zrmk.si | +38612808286 | Building and Civil Engineering Institute ZRMK |
| FA 4 - Materials | | | | |
| Croatia | Ivana Banjad | banjadi@grad.hr | | |
| | Vedrana Tudor | vedrana.tudor@dalmacijacement.hr | | |
| Finland | Heikki Kukko | heikki.kukko@vtt.fi | | VTT Technical Research Centre of Finland |
| Greece | Ioannis Paspaliaris | paspali@metal.ntua.gr | +30-210-7722176 | Technical Chamber of Greece |
| | Maria Founti | mfou@central.ntua.gr | +30-210-7723605 | Technical Chamber of Greece |
| | Martha Grossou - Valta | igmedtem@ath.forthnet.gr | +30-210-6644848 | Technical Chamber of Greece |
| Norway | Svein Willy | swdaniel@online.no | +4791599655 | SINTEF |



| | | | | |
|------------------------------------|---------------------------|------------------------------|-------------------|---|
| | Danielsen | | | |
| | Per Fidjestøl | per.fidjestal@elkem.no | | ELKEM |
| The Netherlands | Gerard van Meurs | mrs@geodelft.nl | +31-15-2693500 | |
| | Ger Maas | gj.maas@bamgroep.nl | +31-30-6598431 | |
| | Jan Mijnsbergen | jan.mijnsbergen@cur.nl | +31-182-540600 | |
| Poland | Janusz Partyka | janusz.partyka@opoczno.com | +48 447555186 | Opoczno S.A. |
| | Dariusz Kata | kata@uci.agh.edu.pl | +48 126172574 | AGH |
| Slovenia | Franc Švegl | franc.svegl@zag.si | +3861 2804392 | Slovenian Natio. Build and Civil Eng. Institute |
| | Vilma Ducman | vilma.ducman@zag.si | +386 1 2804438 | Slovenian Natio. Build and Civil Eng. Institute |
| FA 5 - Networks | | | | |
| Croatia | Jure Radić | jradic@grad.hr | | |
| | Zeljko Zderic | | | |
| | Goran Puz | Goran.puz@grad.hr | | |
| Finland | Matti Kokkala | matti.kokkala@vtt.fi | | VTT Technical Research Centre of Finland |
| The Netherlands | Waldo Molendijk | mld@geodelft.nl | +31-15-2693500 | |
| FA 6 - Cultural heritage | | | | |
| Croatia | Vlatka Rajčić | vrajcic@grad.hr | | |
| Greece | Antonia Moropoulou | amoropul@central.ntua.gr | +30-210-7723276 | Technical Chamber of Greece |
| | Maria Karoglou | margo@central.ntua.gr | +30-210-7721432 | Technical Chamber of Greece |
| | Eleni Aggelakopoulou | lagela@central.ntua.gr | +30-210-7721429 | Technical Chamber of Greece |
| Norway | Svein E. Haagenrud | svein.haagenrud | | Byggforsk |
| Poland | Marek Pabich | pabich@p.lodz.pl | +48 426313545 | Technical University of Lodz |
| Slovenia | Roko Žarnić | rzaric@fgg.uni-lj.si | +386 41 777517 | Faculty of Civil and Geodetic Engineering |
| | Mateja Golež | mateja.golez@zag.si | +386 1 2804 340 | Slovenian Natio. Build and Civil Eng. Institute |
| FA 7 - Processes & ICTs | | | | |
| Croatia | Patar Dukan | | | IGH Zagreb |
| | Petak Josip | | | HIMK |
| | Mehmed Čaušević | | | University of Rijeka |
| Finland | Matti Hannus | matti.hannus@vtt.fi | | VTT Technical Research Centre of Finland |
| Norway | Håvard Bell | havard.bell@byggforsk.no | | Byggforsk |
| The Netherlands | Bas Hemmen | b.r.hemmen@geodelft.nl | +31-15-2693562 | |
| | Wilfret van de Woudenberg | | | |
| | Bouke de Vries | | | |
| | Maurits Dekker | maurits.dekker@psibouw.nl | +31-182-540600 | |
| Poland | Maria Goreczna | m.goreczna@asm-poland.com.pl | +48 243557715 | ASM - Market Research and Analysis Centre Ltd. |
| Slovenia | Žiga Turk | ziga.turk@fgg.uni-lj.si | +3861 4768622 | Faculty of Civil and Geodetic Engineering |
| UK | Chris Leubkeman | chris.leubkeman@arup.com | +44 207 755 30 03 | ARUP Research & Development |