


# SINTEF Petroleum Research

SINTEF Petroleum Research develops technological solutions for efficient, safe and environmentally friendly petroleum operations. We contribute to cost-effective wealth creation in the petroleum sector with minimum use of energy and material. We also help to

ensure that the value is generated with the lowest possible effects on the environment, with the help of technology that takes people, materials and the immediate environment into account.

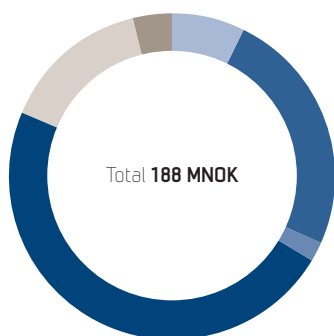


Fire researcher Malin Torsæter uses x-ray tomography to investigate how cement sticks to different types of stone.

Photo: SINTEF/Thor Nilsen

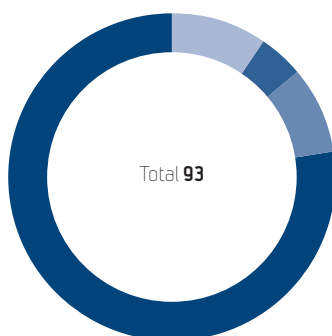
## Sources of finance

(% of gross operating income)



RCN basic grant	7,3%
RCN project support	24,3%
Public sector	2,2%
Business and industry	47,9%
International contracts	14,7%
Other sources of income	3,6%

## Employees

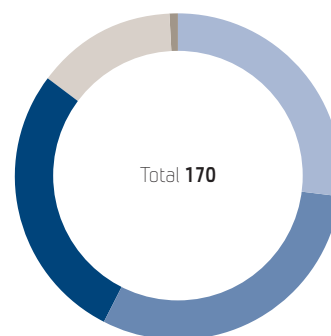


\*of whom 53 hold doctorates

Administration	9
Technical personnel	4
Engineers	8
Researchers	72*

## Publications

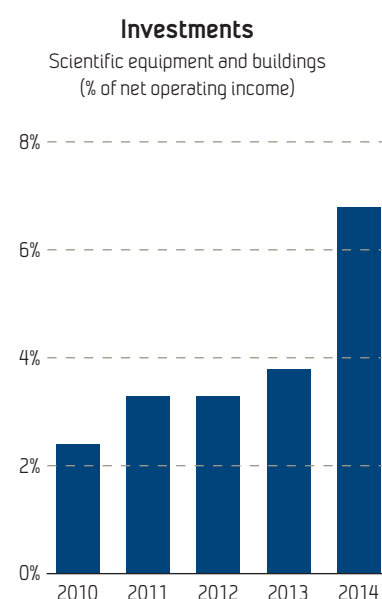
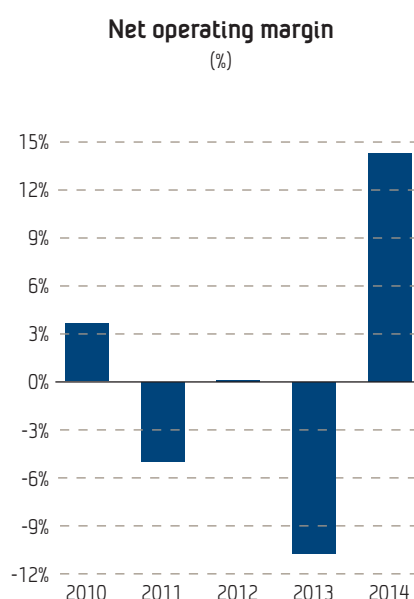
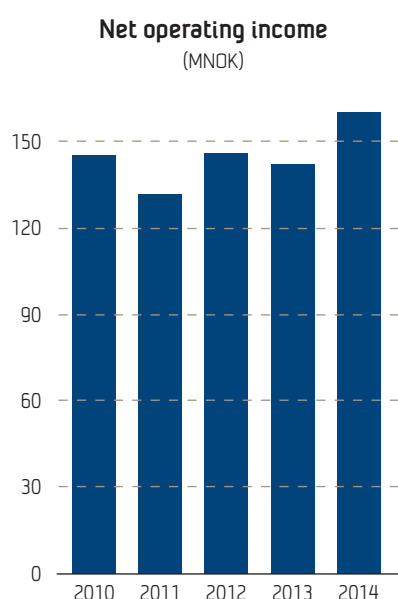
(including popular dissemination)



Academic articles in journals, series or anthologies	46
Academic lectures and poster	52
Reports	47
Popular articles and talks artikler og foredrag	24
Textbooks, etc.	1



# SINTEF Petroleum Research



## Key financial figures

MNOK	2010	2011	2012	2013	2014
<b>Result</b>					
Gross operating income	207	178	199	172	188
Net operating income	145	132	146	142	160
<b>Operating result</b>	<b>5</b>	<b>-7</b>	<b>0</b>	<b>-15</b>	<b>23</b>
<b>Annual result</b>	<b>57</b>	<b>-3</b>	<b>6</b>	<b>-10</b>	<b>39</b>
<b>Balance</b>					
Fixed assets	104	101	98	105	105
Current assets	209	211	223	210	223
<b>Sum assets</b>	<b>312</b>	<b>312</b>	<b>320</b>	<b>315</b>	<b>328</b>
Equity capital	235	232	237	229	256
Liabilities	77	80	83	86	72
<b>Sum equity and liabilities</b>	<b>312</b>	<b>312</b>	<b>320</b>	<b>315</b>	<b>328</b>
<b>Profitability</b>					
Operating margin %	3,6	-5,0	0,1	-10,8	14,4
Total profitability %	3,5	-0,2	0,6	-0,7	3,1
Profitability of equity capital %	4,6	-0,3	0,7	-1,1	4,0
<b>Liquidity</b>					
Net cash flow from operational activities	14	15	-8	3	22
Degree of liquidity	3,2	3,2	3,2	3,0	3,2
<b>Solidity</b>					
Equity capital %	75	74	74	73	78
Operating working capital	123	130	126	113	130