

# SINTEF Manufacturing

SINTEF Manufacturing is Norway's leading centre of expertise in manufacturing. Our ambition is to create sustainable and effective solutions which provide competitive advantages for the Norwegian manufacturing industry. We provide expertise

in automated production, product and production development, lean, value chain management and material technology, as well as laboratory and engineering services.

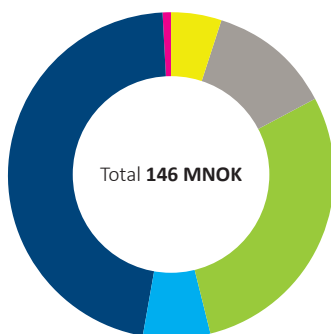


In SINTEF Manufacturing we have customers in both the manufacturing industry, as well as the agri- and food industry

Illustration: SINTEF Manufacturing

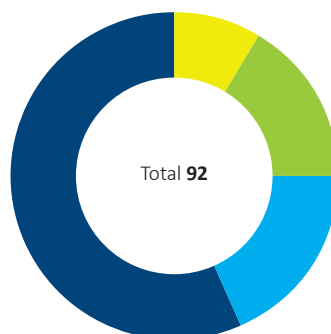
## Sources of finance

(% of gross operating income)



RCN basic grant	5.0%
RCN strategic programme	12.4%
RCN project support	28.8%
Public sector	6.7%
Business and industry	46.3%
International contracts	0.8%

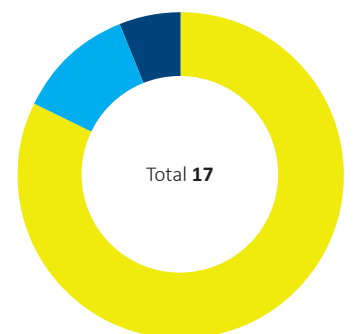
## Employees



\*of whom 25 hold doctorates

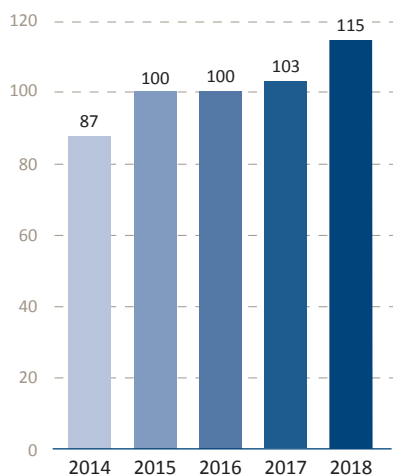
## Publications

(including popular dissemination)

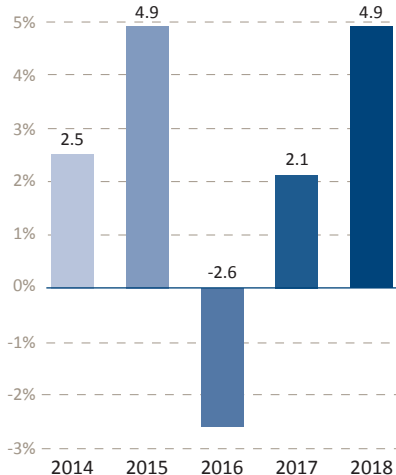


Academic articles in journals, series or anthologies	14
Academic lectures and posters	2
Reports	1

### Net operating income (MNOK)

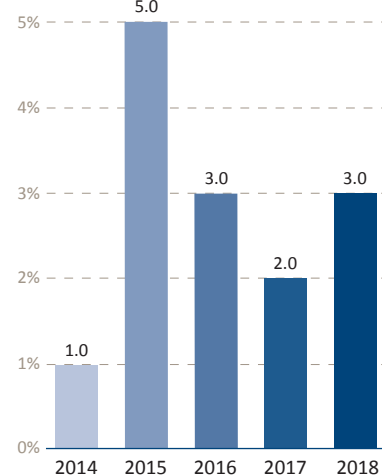


### Net operating margin (%)



### Investments

Scientific equipment and buildings  
[% of net operating income]



## Key financial figures

MNOK	2014	2015	2016	2017	2018
<b>Result</b>					
Gross operating income	107	125	128	132	146
Net operating income	87	100	100	103	115
<b>Operating result</b>	<b>2</b>	<b>5</b>	<b>-3</b>	<b>2</b>	<b>6</b>
<b>Annual result</b>	<b>2</b>	<b>4</b>	<b>-2</b>	<b>1</b>	<b>4</b>
<b>Balance</b>					
Fixed assets	8	11	14	13	12
Current assets	48	47	47	53	73
<b>Sum assets</b>	<b>55</b>	<b>58</b>	<b>60</b>	<b>66</b>	<b>85</b>
Equity capital	17	18	16	17	21
Liabilities	39	40	45	48	64
<b>Sum equity and liabilities</b>	<b>55</b>	<b>58</b>	<b>60</b>	<b>66</b>	<b>85</b>
<b>Profitability</b>					
Operating margin %	2.5	4.9	-2.6	2.1	4.9
Total profitability %	4.2	8.7	-4.2	3.4	7.6
Profitability of equity capital %	3.3	8.0	-4.9	7.2	7.0
<b>Liquidity</b>					
Net cash flow from operational activities	-2	13	3	1	2
Degree of liquidity	1.4	1.5	1.2	1.2	1.1
<b>Solidity</b>					
Equity capital %	30.1	31.1	26.2	26.2	24.8
Operating working capital	13	15	9	10	9