

# Research Opportunities for better integration of Offshore wind farms using HVDC links (The Future of HVDC)

**William Ross MEng**  
**Ioannis Antoniou MSC**  
Research Students  
University of Strathclyde

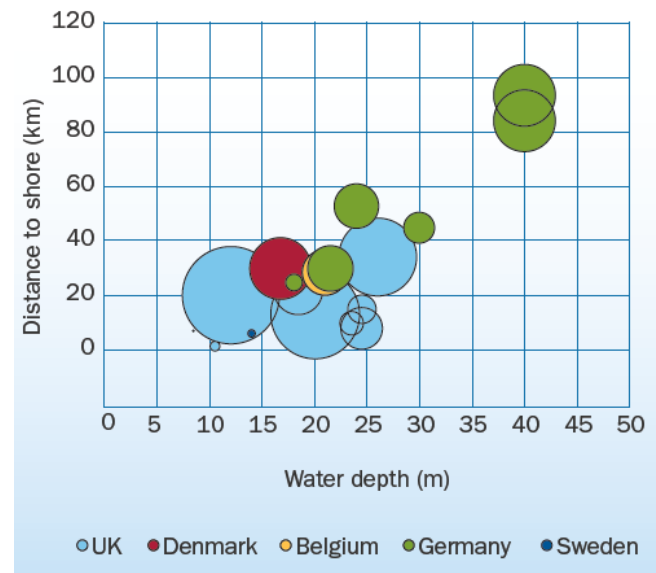


# Outline of Presentation

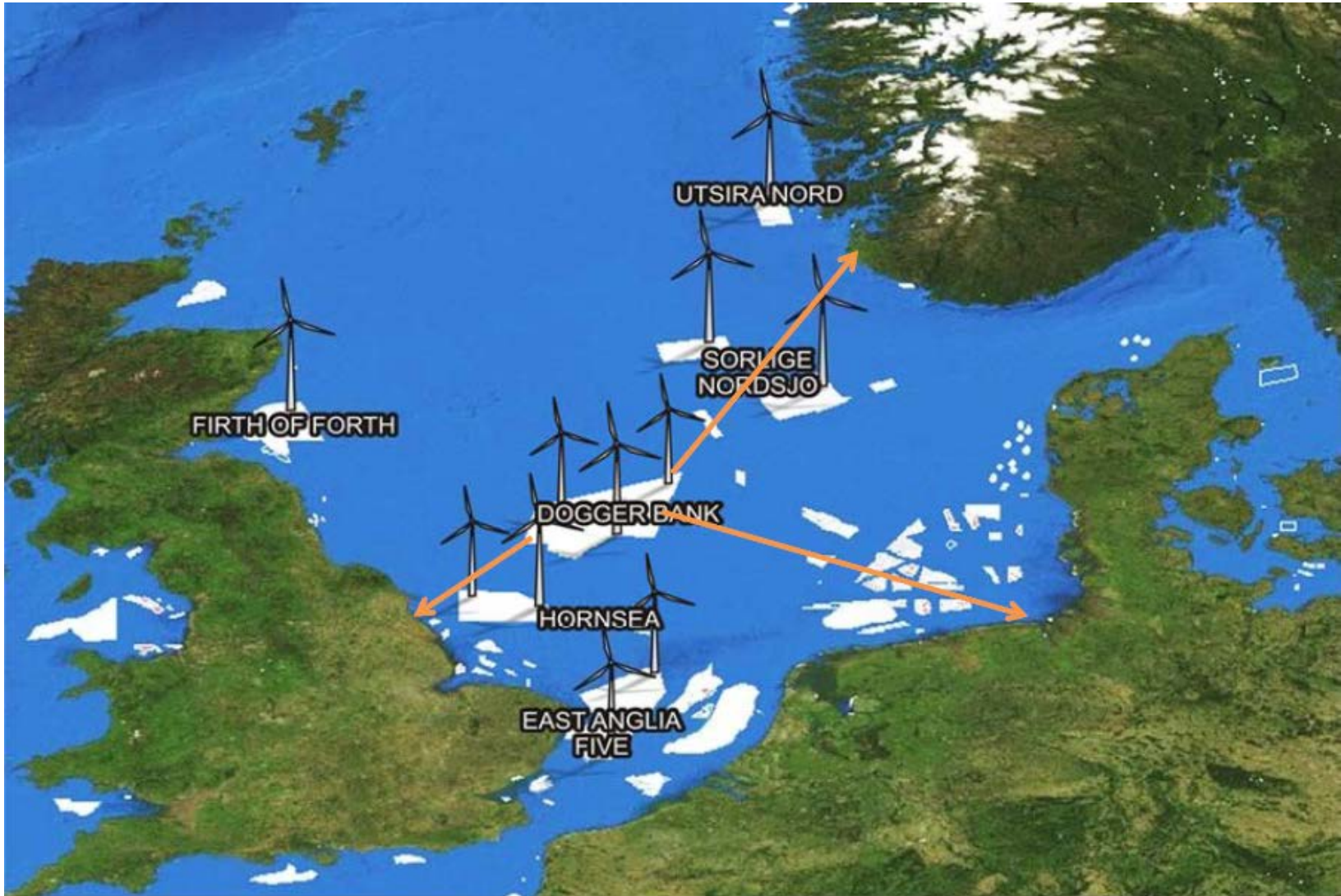
- **Annual Report Outcomes**
- **Where next**
- **Why HVDC**
- **Multi Terminal HVDC**
- **HVDC Converter Technology**
- **Earlier VSC Technologies**
- **Modular Multilevel Converters**
- **Offshore DC Grid Connection**
- **Protection Requirements**
- **Issues for further integration**
- **Conclusions**

# Some Annual Report Outcomes

- Annual Electrical power demand increased from just over 117,200 TWh to 153,600 TWh between 2000 and 2010 (an increase of ~30%) (U.S. Energy Information Administration, 2013).
- Greater pressure placed on development of sustainable energy sources with targets being set and some financial support/rewards in place
- Often necessitates long distance transmission
- Average distance of off-shore wind farms continues to increase
  - 2011 being 23.4km and that in 2012 being 29km from shore (EWEA 2011, 2012)
  - announced projects for installations up to 200km from shore

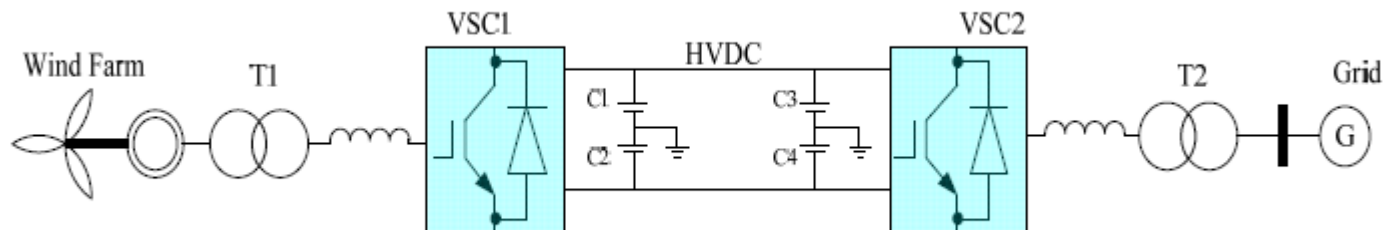


(EWEA 2012 annual report)

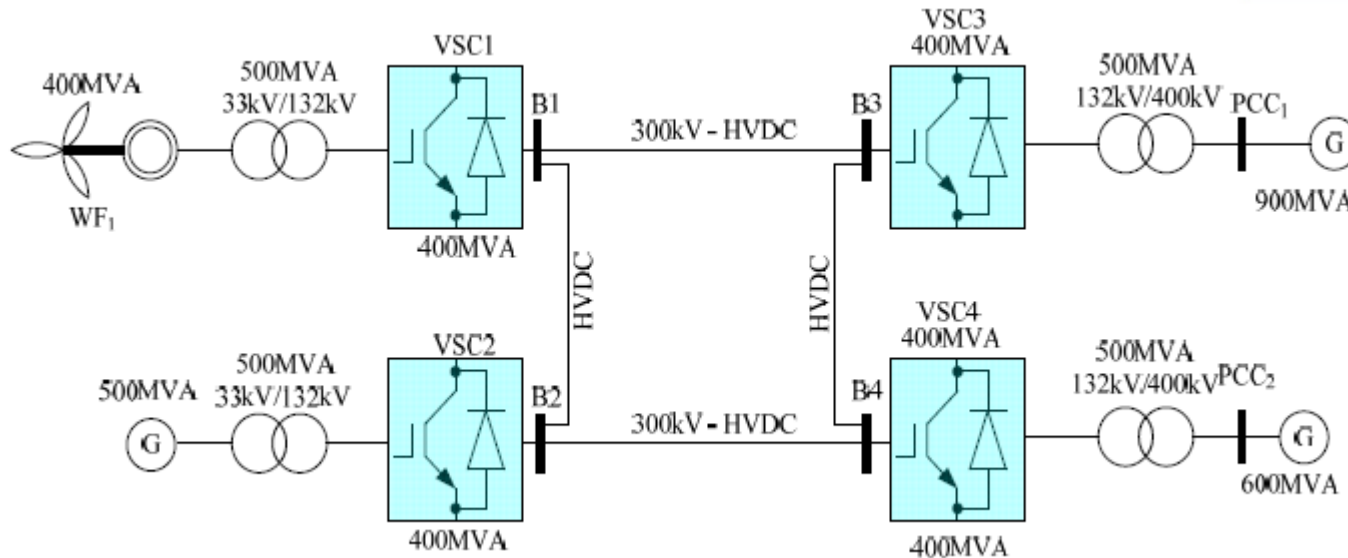


# Where Next?

- Increasing wind penetration leading to a growing impact of wind farms on their networks
- Greater need for adoption of HVDC transmission in connection of large offshore wind farms and control of power injected onto the grid
- Use of HVDC to allows control of Voltage and reactive power injected into the grid with asynchronous connection between different AC grids
- Adoption of multi terminal HVDC connection to allow better power flow management amongst a number of interconnected grids instead of simply point to point connection



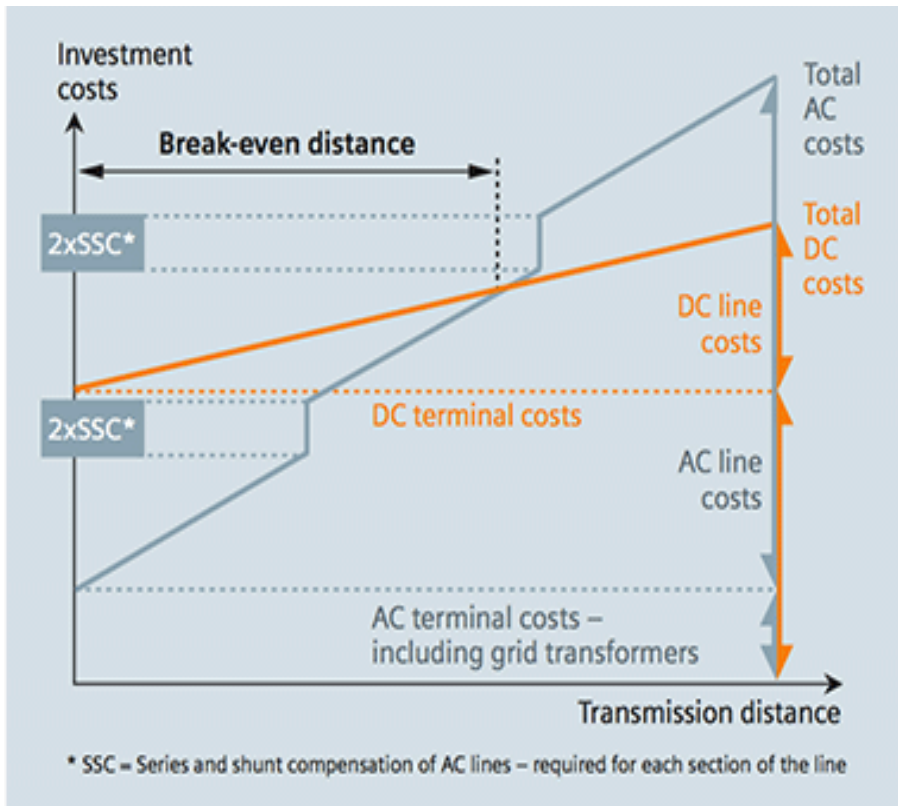
# Multi-Terminal HVDC



- Allows better power management in event of severe faults in localised parts of the grid that would leave many without power using point to point connection
- Boost Electricity economy for countries with large renewables potential
- Needs better standardisation of grid code requirements across Europe

# Why HVDC

Offshore wind energy projects are becoming more attractive, but a number of technological challenges still need to be resolved.



- Large amounts of reactive power required in HVAC to feed the capacitive charging current of the cables.
- For 1 GW of offshore wind farms and distances greater than 80 km the preferable way of transferring power to onshore is HVDC.
- There are a number of upcoming HVDC projects, especially in China
- Predominantly Thyristor based systems ~ 600kV, 6400MW
- Several IGBT based systems planned in Europe (mostly ABB)

# HVDC Converter Technology

## Line Commutated Converters

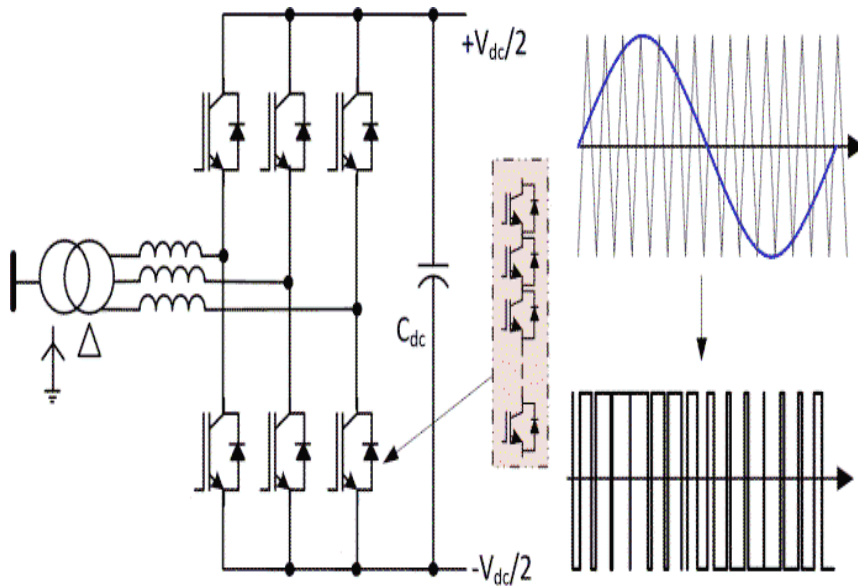
- Line Commutated Converters used for HVDC projects since 1950's.
- Use SCRs as the switching device, a method that lacks gate turn-off capability. The AC current needs to become zero in order to switch off.
- Not suitable for connection with weak AC networks. They need reactive power compensation in order to be functional.

## Voltage Source Converters

- VSCs use self commutating devices such as IGBTs and GTOs that have voltage ratings close to 6.5kV
- Unlike LCCs, they provide rapid, independent control of active and reactive power.
- By using Pulse Width Modulation any phase angle or magnitude can be constructed
- Lower filtering requirements, thus improving the overall converter footprint.
- Black-start capability and no restriction on multiple infeeds



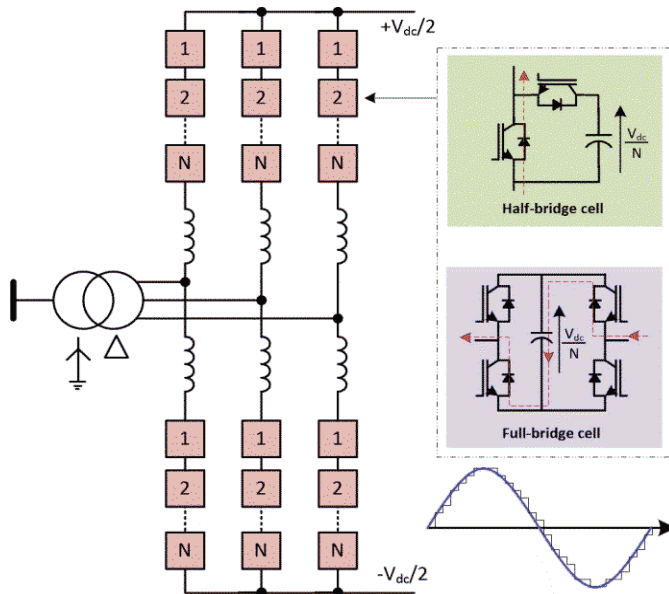
# Earlier VSC Technologies



Two level half bridge VSC

- Two level and three level VSCs started become popular during the early 1990's
- High voltage IGBT devices allow the inverter output to be switched between the positive and negative DC poles ( $0.5V_{dc}$ ) and ( $-0.5V_{dc}$ )
- The output voltage consists of series rectangular pulses with controllable width, thus making it possible to control the frequency, phase and magnitude.
- AC filters are used to eliminate the large harmonic content, but are reduced compared with LCC technology.

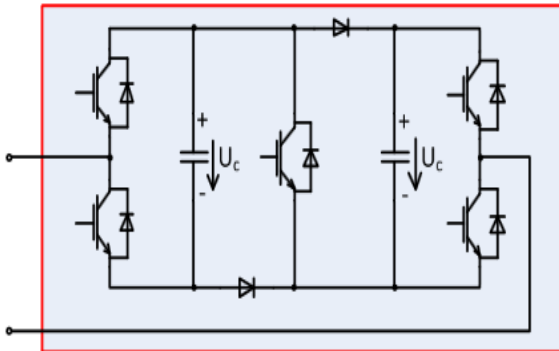
# Modular Multilevel Converters



3 Phase Modular Multi Level Converter

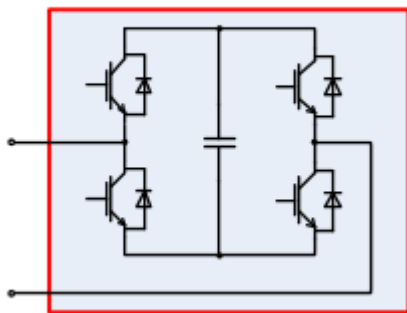
- Earlier VSC designs were unable to meet the voltage requirements for HVDC due to low IGBT ratings.
- A series combination of sub-modules allows scaling to required HV levels
- The capacitor of each cell can accommodate a fraction of the DC link voltage.
- With the use of stepped modulation, intermediate voltage levels could be synthesized.
- The use of MMC results in improvements in power quality, filtering requirements and lower switching losses

# Sub Module Topologies for MMC



Clamp-Double sub-module

[http://www.ptd.siemens.de/TransBayCable\\_\\_HVDC\\_PLUS\\_Presentation.pdf](http://www.ptd.siemens.de/TransBayCable__HVDC_PLUS_Presentation.pdf)

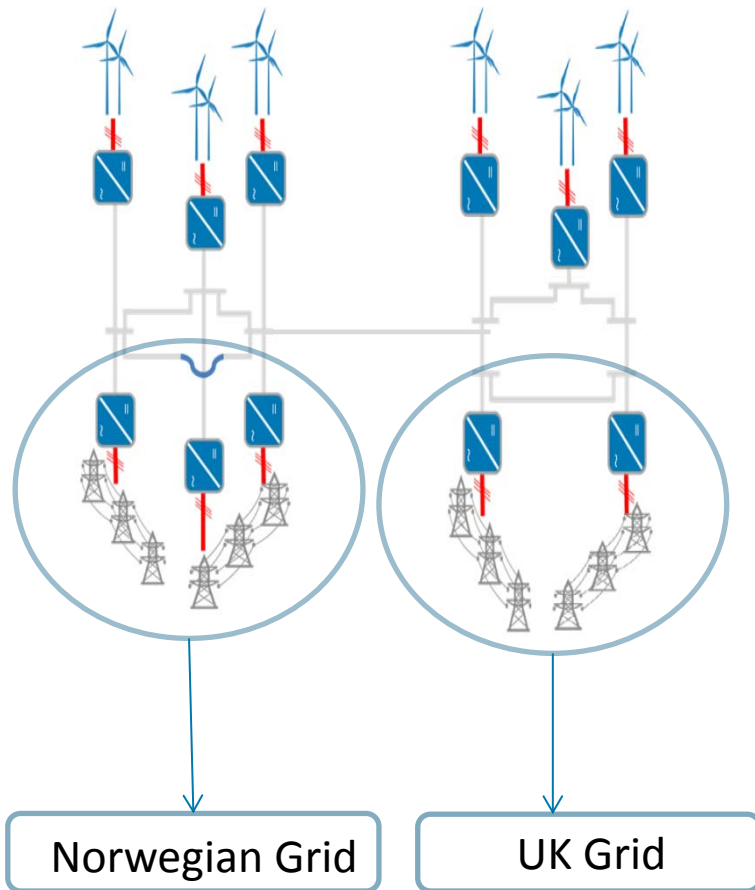


Full Bridge MMC sub-module

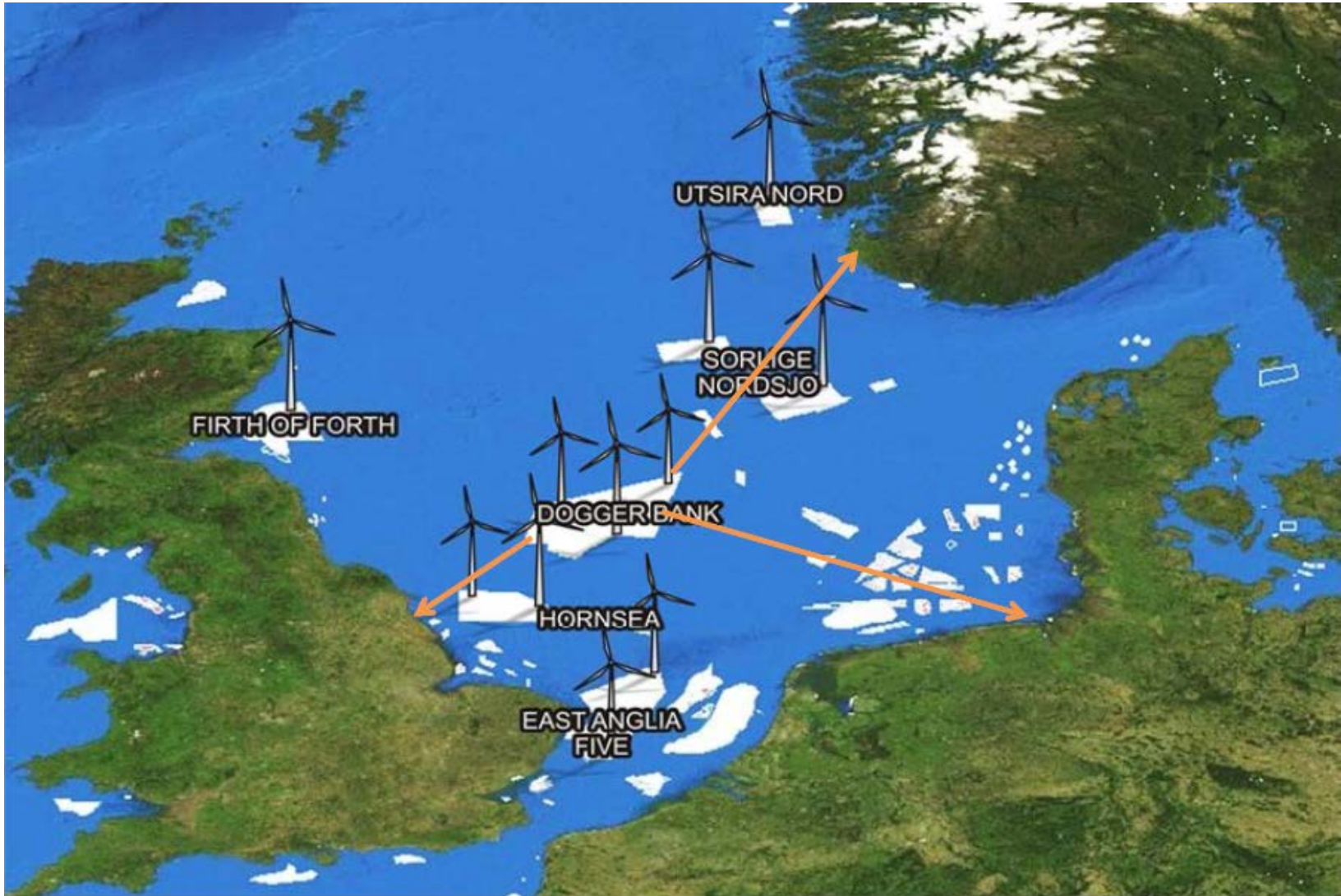
[http://www.ptd.siemens.de/TransBayCable\\_\\_HVDC\\_PLUS\\_Presentation.pdf](http://www.ptd.siemens.de/TransBayCable__HVDC_PLUS_Presentation.pdf)

- Full Bridge sub-modules have been proposed instead of half-bridge. They provide the capability of DC-side fault protection.
- Conduction losses are larger due to additional semiconductor devices in the conduction path.
- The use of Clamp-Double sub-modules doubles the voltage capability of the converter compared with other arrangements.
- Can turn off DC pole to pole faults and has lower switching losses than the full bridge sub-module.

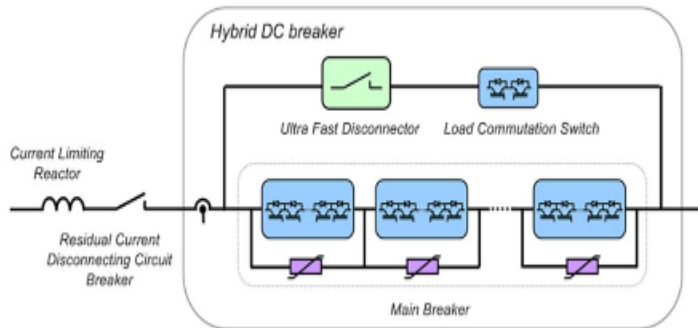
# Offshore DC Grid connection



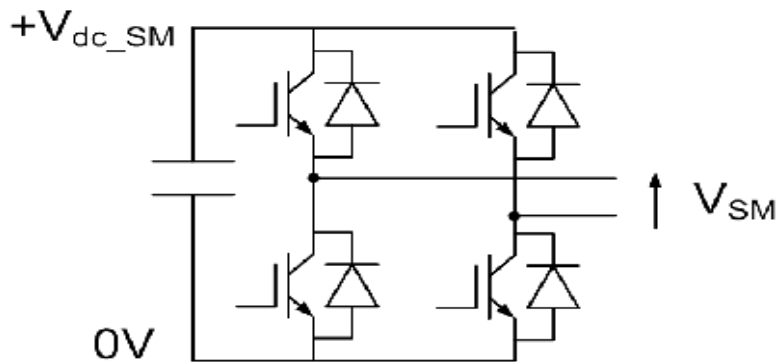
- Existing VSC HVDC connections are point-to-point.
- Considerations have been made for Multi Terminal DC connections (MTDC)
- They will be capable of bringing together geographically dispersed wind farms
- Offering transmission path for offshore wind power to the markets.
- Sophisticated control strategies need to be implemented for power sharing between the converters during normal operation as well as during faulty conditions.



# Protection issues for MTDC



Hybrid HVDC Breaker.  
<http://new.abb.com/about/hvdc-grid>



Full Bridge MMC sub-module  
<http://new.abb.com/about/hvdc-grid>

- HVDC offshore grids consist of multi terminal converter arrangement which are regarded as a cost effective way to connect large offshore projects to onshore networks.
- DC to ground faults in a meshed HVDC grid could be isolated with the use of multiple protection zones, thus increasing the reliability of the overall system.
- In DC Grids a fault would lead to a rapid increase in fault current and a voltage dip would appear in the system.
- DC Breaker technology currently developing could be proven a reliable choice to selective fault clearing .
- Alternatively, use full bridge sub-modules with fault blocking capability.

# Summary

- Ever rising electricity demand is fuelling a growth in renewables
- Increasing wind penetration leading to a growing impact of wind farms on their networks
- Advances in power electronic devices and their improved controllability are making the adoption of larger scale wind derived energy plausible on existing AC networks
- R&D to further develop wind power plant models and control strategies to demonstrate and validate their ability to provide ancillary services and support system security
- We shall be working in this area over the next 3 years, looking at topics and technologies outlined hoping to provide a solution to make offshore wind easier to integrate with AC networks with better network support.

**Thank You**

**Questions?**





University of  
**Strathclyde**  
**Glasgow**