

Review of available experimental data and models for the transport properties of CO₂-mixtures relevant for CO₂ capture, transport and storage

Hailong Li^{*1}, Øivind Wilhelmsen¹, Yuexia Lv³, Weilong Wang³, Jinyue Yan^{2,3}

1 SINTEF Energy Research, Kolbjørn Hejes vei 1A, 7465 Trondheim, Norway

2 Energy Process, Royal Institute of Technology, 10044 Stockholm, Sweden

3 Sustainable Development of Society and Technology, Mälardalen University, SE-72123 Västerås, Sweden

Abstract:

Accurate experimental data on the thermo-physical properties of CO₂-mixtures are pre-requisites for development of more accurate models and hence more precise design of CO₂ capture and storage (CCS) processes. A literature survey was conducted on both the available experimental data and the theoretical models associated with the transport properties of CO₂-mixtures within the operation windows of CCS. Gaps were identified between the available knowledge and requirements of the system design and operation. For the experimental gas-phase measurements, there are no available data about any transport properties of CO₂/H₂S, CO₂/COS and CO₂/NH₃; and except for the CO₂/H₂O, CO₂/H₂O/NaCl and CO₂/amine/H₂O mixtures, there are no available measurements regarding the transport properties of any liquid-phase mixtures. In the prediction of gas-phase viscosities using Chapman-Enskog theory, deviations are typically less than 2% at atmospheric pressure and moderate temperatures. The deviations increase with increasing temperatures and pressures. Using both the Rigorous Kinetic Theory (RKT) and empirical models in the prediction of gas-phase thermal conductivities, typical deviations are 2.2-9%. Comparison of popular empirical models for estimation of gas-phase diffusion coefficients with newer experimental data for CO₂/H₂O shows deviations of up to 20%. For many mixtures relevant for CCS, the diffusion coefficient models based on the RKT show predictions within the experimental uncertainty. Typical reported deviations of the CO₂/H₂O system using empirical models are below 3% for the viscosity and the thermal conductivity and between 5-20% for the diffusion coefficients. The research community knows little about the effect of other impurities in liquid CO₂ than water, and this is an important area to focus at in future work.

Keywords: CO₂-mixtures, transport properties, viscosity, thermal conductivity, diffusion coefficient, CO₂ capture and storage

1. Introduction

Currently operating commercial projects about CO₂ capture and storage (CCS) have raised many research & development requests to improve the health, safety and environment and reduce the costs in existing and future CCS chains. Accurate knowledge of thermo-physical properties of fluids plays an important role in cost-effective design and operation of chemical and biochemical plants. Broadly speaking, the thermodynamic properties determine the feasibility of a given process, while the transport properties have a major impact on sizing of the equipment (Hendriks et al., 2010). As discussed in (Li et al., 2011), the knowledge about thermo-physical properties is essential to the design and operation of CO₂ conditioning and transport. The knowledge about the behaviour of the mixture under the conditions of a particular process will allow:

- Identification of possibly encountered problems;
- Specification of safe concentration limits for involved impurities;
- Defining the requirements for purification if necessary
- Designing efficient and safe processes

* Corresponding author. Present address Mälardalen University, PO Box 883, 72123 Västerås, Sweden; Email: lihailong@gmail.com; Tel: 0046-21-103159; Fax: 0046 21101480.

The thermo-physical properties include thermodynamic properties such as vapor liquid equilibrium behaviors and densities; and transport properties such as viscosities, thermal conductivities and diffusion coefficients. Our previous work (Li et al., 2011) contains a review of the experiments and theoretical models available in the literature concerning important thermodynamic properties. In this work, the focus will be on the transport properties of fluids in the CCS-chain.

The transport properties of CO₂ rich mixtures are important properties closely connected to heat, momentum and mass transfer in CCS. This fact may be illustrated by considering the straight-forward example of CO₂ transport in pipelines. The pressure-drop is directly related to the power consumption and dimensioning of pumps/compressors to maintain flow through the pipelines. The pressure drop in laminar and transitional flow has been observed to be approximately inversely proportional to the Reynolds number of the flow. The Reynolds number is again inversely proportional to the viscosity of the particular mixture. In practice, this means that a viscosity model which predicts a 30% too low viscosity, will lead to a 30% underestimation of the pump/compressor power consumption. In addition, the Reynolds number is also proportional to velocity, which is further related to mass flow rate and density. In order to predict mass flow and density precisely, heat and mass balance equations must be solved, which may include additional transport properties such as the thermal conductivity and the diffusion coefficients. Another example of the importance of transport properties is in the development, design and simulation of amine-based chemical absorption columns where it is essential to provide accurate predictions of viscosities, thermal conductivities and diffusion coefficients (Hoff et al., 2004).

The CO₂ captured from an energy-conversion process always contains impurities and the existences of impurities will clearly change the properties of pure CO₂. Therefore, the thermo-physical properties of CO₂-mixtures attract more and more attention in both the industry and the academia (Hendriks et al., 2010). This work contains a literature review of both the experimental data and the mathematic models about the transport properties of CO₂-mixtures relevant for CCS. The purpose of the work is to summarize and evaluate the available experimental data, identify knowledge gaps and investigate the available models that have been proposed and tested in the literature. The work will also provide suggestions for future research on the transport properties of CO₂ rich mixtures.

2 Operating windows and possible impurities in CCS processes

The operating windows of CCS processes determine the relevant ranges of temperature, pressure and composition, in which experimental data are required and property models should preferably be validated to minimize the uncertainties in the design criteria of the different steps of the CCS chain. A typical CCS chain normally consists of four main steps: CO₂ capture, CO₂ conditioning (dehydration, non-condensable gas separation and/or liquefaction, and compression/pumping), CO₂ transport and CO₂ storage. The operating conditions of the CCS processes have been estimated in previous work (IPCC 2005, Li, 2008) and show that to cover the whole CCS-chain, available experimental data and models should ideally cover a temperature range of 218.15-1620 K and a pressure range of ~0-50 MPa. The type and amount of impurities in the CO₂ depend on the fuels used and the types of capture technology. The CO₂ streams captured from post-combustion with an amine solution are relatively clean, with H₂O as the main impurity. Relatively high levels of impurities are, however, expected in the CO₂ streams captured from oxy-fuel combustion, and a more complicated composition of the CO₂ streams is expected in the Integrated Gasification Combined Cycles. Based on the different oil industry and fuel conversion processes, the possible impurities and ranges for these are summarized in Table 1.

Table 1: Ranges in concentration for the relevant impurities (IPCC 2005, Li, 2008)

Component	Min mol%	Max mol%
CO ₂	75	99
N ₂	0.02	10
O ₂	0.04	5
Ar	0.005	3.5
SO ₂	<0.001	1.5
H ₂ S+COS	0.01	1.5

NO _x	<0.002	0.3
CO	<0.001	0.2
H ₂	0.06	4
CH ₄	0.7	4
H ₂ O	0.005	6.5
Amines (MEA, DEA, MDEA)	<0.001	0.01
NH ₃	<0.001	3

There are no strong technical barriers to provide high purity CO₂ from the flue gas of fossil fuel fired power plants. However, high purity requirements are likely to induce additional costs and energy requirements resulting in a high loss of power plant efficiency. It is thus important to find an optimal balance between the requirements with respects to safety, legal and environmental aspects of transport and storage and the costs concerning CO₂ sequestration. Knowledge about the behavior of CO₂ with impurities is vital to achieve this.

3 Available experimental data

3.1 Knowledge gaps

Accurate experimental data are not only important to assess whether already established models are reliable for applications in CCS, but also essential in the development of better theoretical models. Details such as temperature, pressure range and uncertainty for all available data on the transport properties of mixtures relevant for CCS may be found in 3 tables in Appendix A (Tab A1-A3). Table 2 is a summary of the available experimental data and shows the TPX ranges. Compared to the possible ranges in pressure, temperature and composition encountered in the CCS chain, there are large gaps between available experimental data and requirements. Except for the mixtures CO₂/H₂O, CO₂/H₂O/amines and CO₂/NaCl/H₂O, there are no available measurements for any of the transport properties of liquid mixtures. Liquid mixtures are, however, important in many parts of the CCS-chain, for instance when CO₂ is transported in pipelines. For the gas-phase, there are no available measurements for the mixtures CO₂/H₂S, CO₂/NH₃ and CO₂/COS. Table 2 reveals the knowledge gaps for the transport properties of CO₂ rich mixtures. In general, most of the transport property data are available only at atmospheric pressure. The pressure dependency of transport properties such as the viscosity is, however, large in particular in vicinity of the critical point. The lack of data for the most important binary mixtures of CO₂ is presented below:

- CO₂/O₂

There are some experimental data about viscosity and diffusion coefficients of CO₂/O₂ and the temperature could cover most of the temperature window of CCS. However, data at higher pressures than one bar should be provided. Compared to the viscosity and the diffusivity, much less data are available for the thermal conductivity. 4 points have been measured at 369 and 370K, without a specified pressure.

- CO₂/N₂

The transport properties of the gas mixture, CO₂/N₂, have been well studied. The available data can satisfy the requirements of CCS, except for diffusion coefficients at pressures larger than one bar.

- CO₂/SO₂

More measurements about the viscosity at high temperatures and pressures should be provided. Few experimental points are available for the thermal conductivities (9 points) and the diffusion coefficients (5 points).

- CO₂/Ar

All of the data about the transport properties of CO₂/Ar are measured at temperatures below 673 K. Therefore, experimental data for the properties at high temperatures should be provided.

- CO₂/CH₄

The experimental data about the viscosity and thermal conductivity of CO₂/CH₄ are available at both low and high pressures. However, more data in a larger temperature range are desirable. In addition, no measurements were published concerning the binary diffusion coefficient.

- CO₂/H₂
The transport properties of the gas mixture, CO₂/H₂, have been well investigated. In order to cover the whole T&P window of the CCS chain, some data about the viscosity and the thermal conductivity at high pressures are still required.
- CO₂/NO_x
There are some data available for the transport properties of CO₂/N₂O at temperatures below 500°C and moderate pressures, but measurements at high temperatures and high pressures are required for all transport properties, and all the components (NO, NO₂ and N₂O).
- CO₂/H₂O(/NaCl)
The experimental data about the properties of both liquid and gas mixtures with CO₂/H₂O are only available at low temperatures (<80°C) and atmospheric pressure, except the data for the thermal conductivity of gaseous mixtures. Considering the T&P window of CCS, the transport properties of gas mixtures are needed also at high temperatures and high pressures.
- CO₂/HCl
Experimental data are only available regarding the viscosity of CO₂/HCl at one temperature (291K).
- CO₂/CO
There are no available data about the thermal conductivity of CO₂/CO. Meanwhile, all of the data about the viscosity and diffusivity of CO₂/CO are measured at temperatures below 473 K at atmospheric pressure.
- CO₂/Amines
The measured viscosities of CO₂/monoethanolamine(MEA), CO₂/diethanolamine(DEA) and CO₂/N-methyldiethanolamine(MDEA) are only available at 25°C. No experimental data have been published about the thermal conductivity and diffusion coefficients of CO₂/Amine mixtures.
- Multi-component CO₂-mixtures.
Most of the experimental data for the multi-component mixtures are about the viscosity. Since the data about multi-component CO₂-mixtures are important to verify the property calculations, more data in large temperature and pressure ranges are desired.

3.2 The precisions, consistency and reliability of experimental data

As experimental measurements are used for model calibration and parameter fitting, it is of great importance to have reliable measurements in order to develop high accuracy models (Reid et al., 1987, Hendriks 2010). ‘Despite the fact that measurements have been conducted over a period of at least 150 years, it was not until around 1970 that techniques of an acceptable accuracy were developed for the measurement of any of the transport properties’ (Wakeham, 1996). Tables A1-A3 in Appendix A show that many of the measurements are published before 1960, for instance more than 60% of the gas-phase viscosity measurements. There is ample evidence in the literature of very large discrepancies among measurements made prior to that date (Wakeham, 1996). In order to check the precision, consistency and reliability of the published literature, experimental data available in the same ranges of composition, pressure and temperature were compared. Figs. 1-3 show comparisons of the experimental data which are in the same range in temperature, pressure and composition.

Fig. 1 presents a comparison of the viscosity data. According to the details of the experiments shown in Tab. A1, the reported experimental uncertainty is below 3% for all the published data. Fig. 1 shows that the experiments published for CO₂/N₂ (Fig 1a) and CO₂/H₂ (Fig 1d) are consistent within the

experimental uncertainty. The viscosity measurements for CO₂/CH₄ show minor inconsistencies (1.4%). However, deviations up to 5% were found in the data for CO₂/O₂ (Fig 1b). More accurate measuring techniques were used and a lower experimental uncertainty reported by Kestin et al. (1977). The data by Gururaja et al. (1967) should therefore be used with care, and uncertainties up to 5% expected. The data for CO₂/SO₂ also show inconsistencies up to 5%. Here, both publications report uncertainties below 1%, which is much smaller than the deviations shown in Fig 1(e). The data by Bhattacharyya and Ghosh (1969) should be preferred, because of the more up to date measuring techniques.

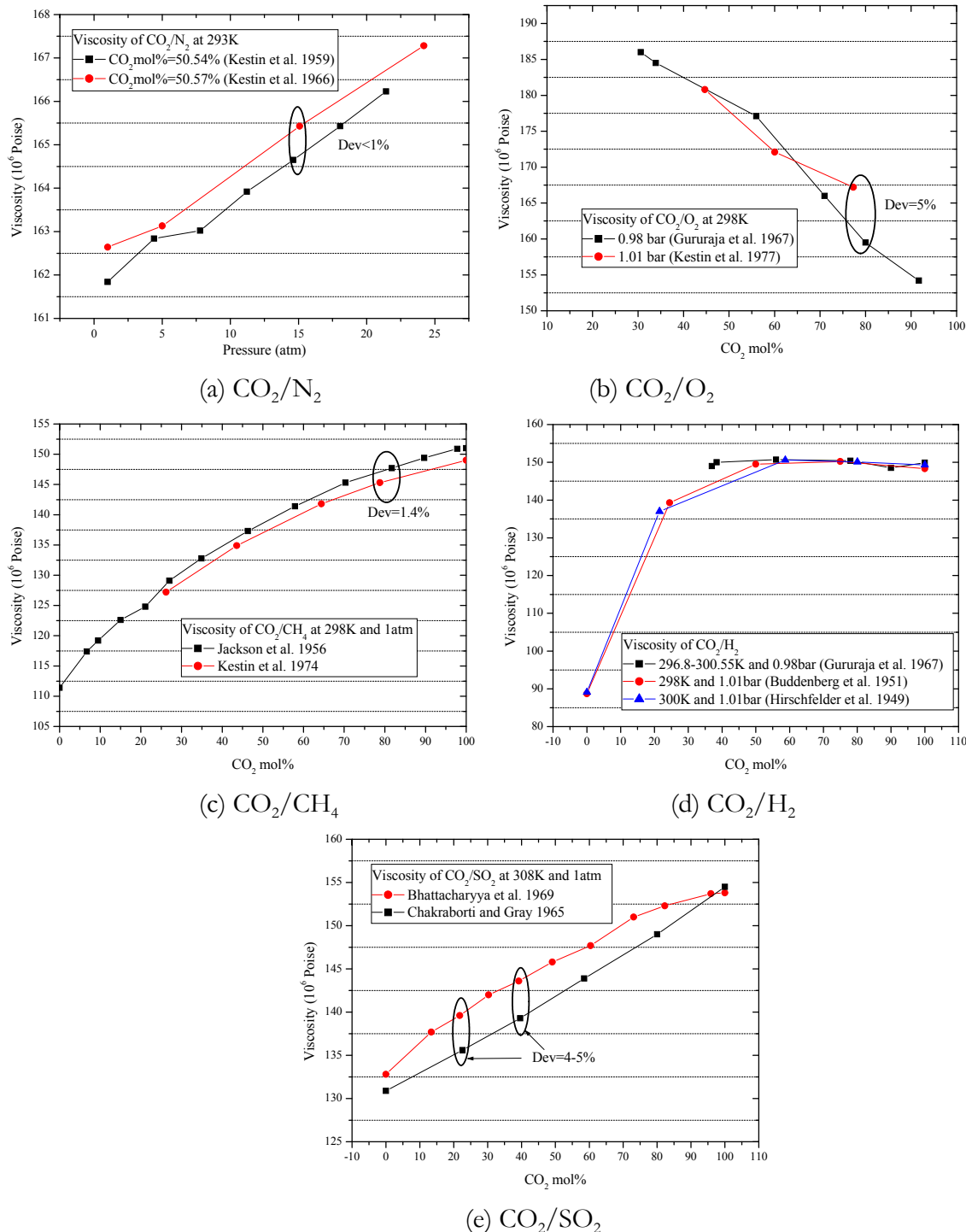


Figure 1 Comparison of different experiments about the viscosities of CO₂-mixtures

Table 2 Summary of the TPX ranges of available experimental data about the transport properties of CO₂-mixture

Mixtures	Phase	Viscosity				Thermal conductivity				Diffusion Coefficient		
		T (K)	P (MPa)	x _{CO2}	Exp. Points	T (K)	P (MPa)	x _{CO2}	Exp. Points	T (K)	P (MPa)	Exp. Points
CO ₂	G	220-1500	0.1-350	1	300	186-1450	0-200	1	300	194.8-1680	0.1	21
	L	219-303	0.6-453	1	300					NA		
Binary mixtures												
CO ₂ /O ₂	G	297-673	0.1	0-1	24	369 and 370		0.2224-0.7301	4	297-1680	0.1	39
CO ₂ /N ₂	G	289-873	0.1-120	0-1	150	273-1033	0-300	0-1	164	290-1100	0.1	19
CO ₂ /SO ₂	G	238-353	0.1	0-1	69	323 and 373		0.1-0.9015	9	263-473	0.1-2	5
CO ₂ /H ₂ S	G/L	NA				NA				NA		
CO ₂ /Ar	G	293-673	0.1-2.5	0-0.92	116	273-473	0.1-11.3	0-1	170	273-473	0.1	11
CO ₂ /CH ₄	G	293-673	0.1-68	0-1	230	228.13-433	0.1-17.68	0.075-0.878	210	NA		
CO ₂ /H ₂ O	G	303	0.1	0.962-0.985	8	298-603	0.1	0-1	41	307-352	0.1	5
	L	273-313	0.1-30	0-0.0295	71	NA				279-348	0.1-0.4	40
CO ₂ /CO	G	298-473	0.1	0.3141 & 0.7654	10	NA				296-473	0.1	9
CO ₂ /HCl	G	291	0.1	0-1	8	NA				NA		
CO ₂ /N ₂ O	G	298-550	0.1	0-1	34	300.65-723	0..-4.25	0-1	90	194.8-362.6	0.1	6
CO ₂ /H ₂	G	291-1100	0.1-0.3	0-1	65	258-893	0.1-7.5	0-1	120	291-1100	0.1	25
Multi-component mixtures												
CO ₂ /N ₂ /O ₂	G	291-1100	-	0.062-0.507	34	370	-	0.304	1	-	-	-
CO ₂ /H ₂ /O ₂	G	296-299	-	0.092-0.78	12	-	-	-	-	-	-	-
CO ₂ /N ₂ /Ar	G	298-873	0.1	0.2551-0.5289	20	-	-	-	-	-	-	-
CO ₂ /N ₂ /CH ₄	G	298-473	0.1	0.1953-0.5588	12	-	-	-	-	-	-	-
CO ₂ /H ₂ O/NaCl	L	273-278	0.1-30	0-0.913*	90	-	-	-	-	-	-	-
CO ₂ /N ₂ /O ₂ /N ₂ O	G	313-413	-	0,1-0,25	12	-	-	-	-	-	-	-
CO ₂ /O ₂ /N ₂ /H ₂	G	300.5-1279	-	0.108	4	-	-	-	-	-	-	-
CO ₂ /O ₂ /N ₂ /CO/H ₂	G	307.5-1287	-	0.06-0.067	12	-	-	-	-	-	-	-
CO ₂ /CH ₄ /N ₂ /CO/H ₂	G	293	-	0.087-0.106	3	-	-	-	-	-	-	-
CO ₂ /O ₂ /CH ₄ /CO/N ₂ /H ₂	G	293-1282	-	0.017-0.048	14	-	-	-	-	-	-	-
CO ₂ /Air	G	-	-	-	-	-	-	-	-	273-317.2	-	3
CO ₂ /MEA/H ₂ O	L	295	-	0-0.5*	44	-	-	-	-	-	-	-
CO ₂ /DEA/H ₂ O	L	295	-	0-0.5*	44	-	-	-	-	-	-	-
CO ₂ /MDEA/H ₂ O	L	295	-	0-0.64*	44	-	-	-	-	-	-	-
CO ₂ /MEA/H ₂ O	L	295	-	0-0.5*	44	-	-	-	-	-	-	-
CO ₂ /DEA/MDEA/H ₂ O	L	295	-	0-0.5*	33	-	-	-	-	-	-	-

* CO₂ loading (mol/mol)

Fig. 2 presents the comparison of the thermal conductivity data. The experimental data from different sources are consistent for CO₂/H₂ and CO₂/H₂O at high CO₂ concentrations as shown in Fig 2a and 2b. Some minor discrepancies were identified in the experimental data of CO₂/Ar as shown in Fig. 2c. Compared to Yorizane's data (Yorizane, 1983), the values measured by Kestin and Ro (1982a) are about 5% higher at pressures lower than 3MPa and at pressures higher than 7MPa. Considering the slight difference in CO₂ concentration, the deviations may be acceptable. Larger inconsistencies are observed in the experimental data of CO₂/H₂O mixtures at low CO₂ concentrations. For CO₂/H₂O, the deviation is up to 4% based on Kulakov's data (Kulakov, 1955). More experiments are necessary to verify the accuracy of these data.

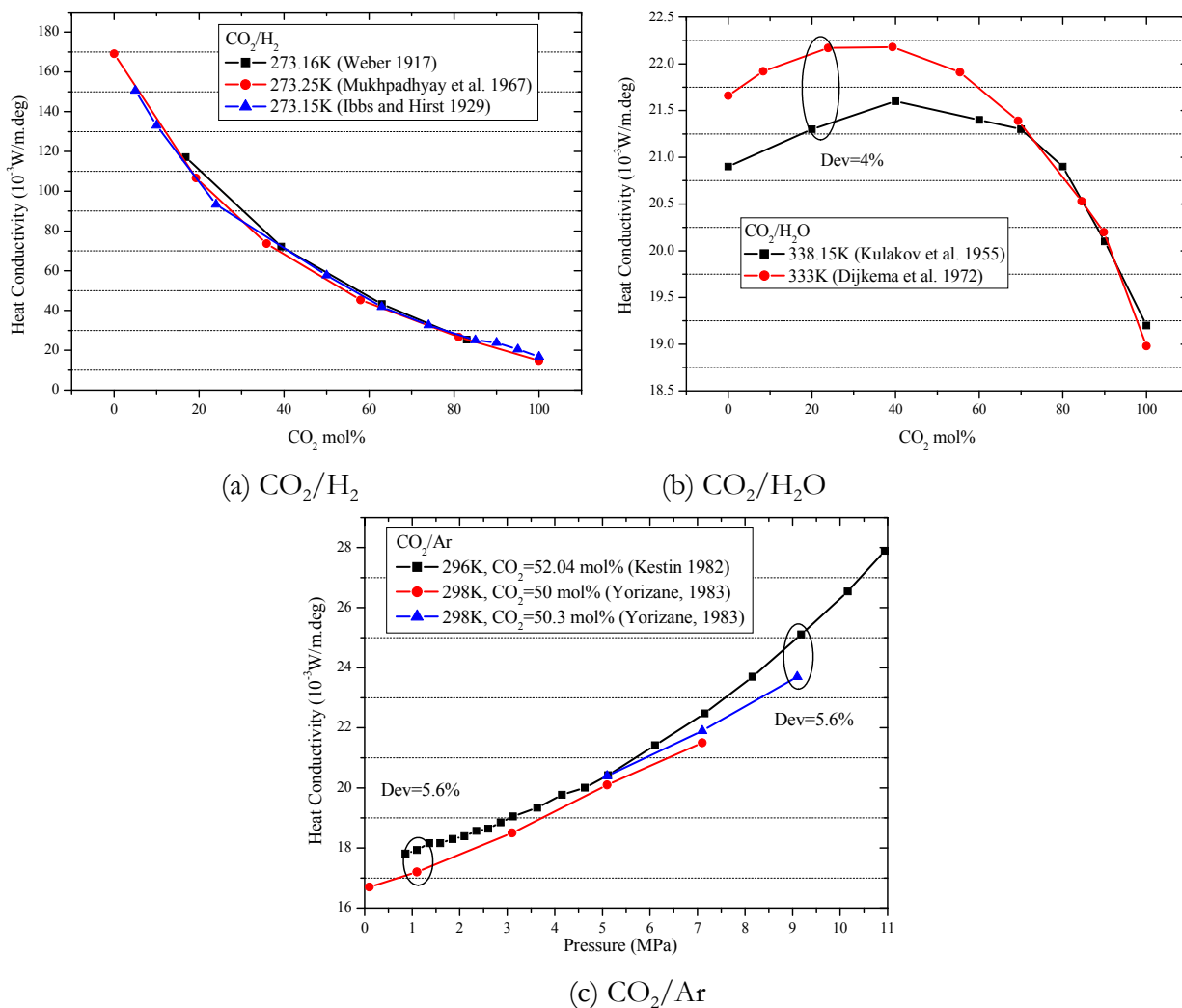


Figure 2 Comparison of different experiments about the thermal conductivities of CO₂-mixtures

Fig. 3 presents a comparison of the diffusion coefficient data. Few of the sources for the diffusion coefficient data have presented the experimental inaccuracy in their results (Tab. 3A). According to the comparison of the experimental data for CO₂/CO₂ (Fig. 3c), CO₂/Ar (Fig. 3d), CO₂/SO₂ (Fig. 3e), and CO₂/N₂O (Fig. 3f) the experimental data for these mixtures are observed to be consistent. For the mixture of CO₂/H₂, the published data from Gavril et al. (2004) and Ivakin and Suetin (1964a, 1964b) are consistent, while the data by Boyd et al. (1951), on the other hand, display deviations over 20% (Fig. 3a), which shows that this source should be avoided. For CO₂/N₂ at temperatures close to 300K, the diffusion coefficients measured by Boyd et al. (1951) agree with the measurement by Walker and Westenberg (1958a). However, compared to the measurements by Giddings and Seager (1962), discrepancies of 15-20% are observed. In addition, the diffusion coefficients of CO₂/H₂O have been studied by many researchers. In general, the measured values are consistent, except for that of Nijsing et al. (1959). As shown in Fig 3g., the difference between the data by Unver and Himmelblau (1964) and the data by Nijsing et al. (1959) may be up to 85%.

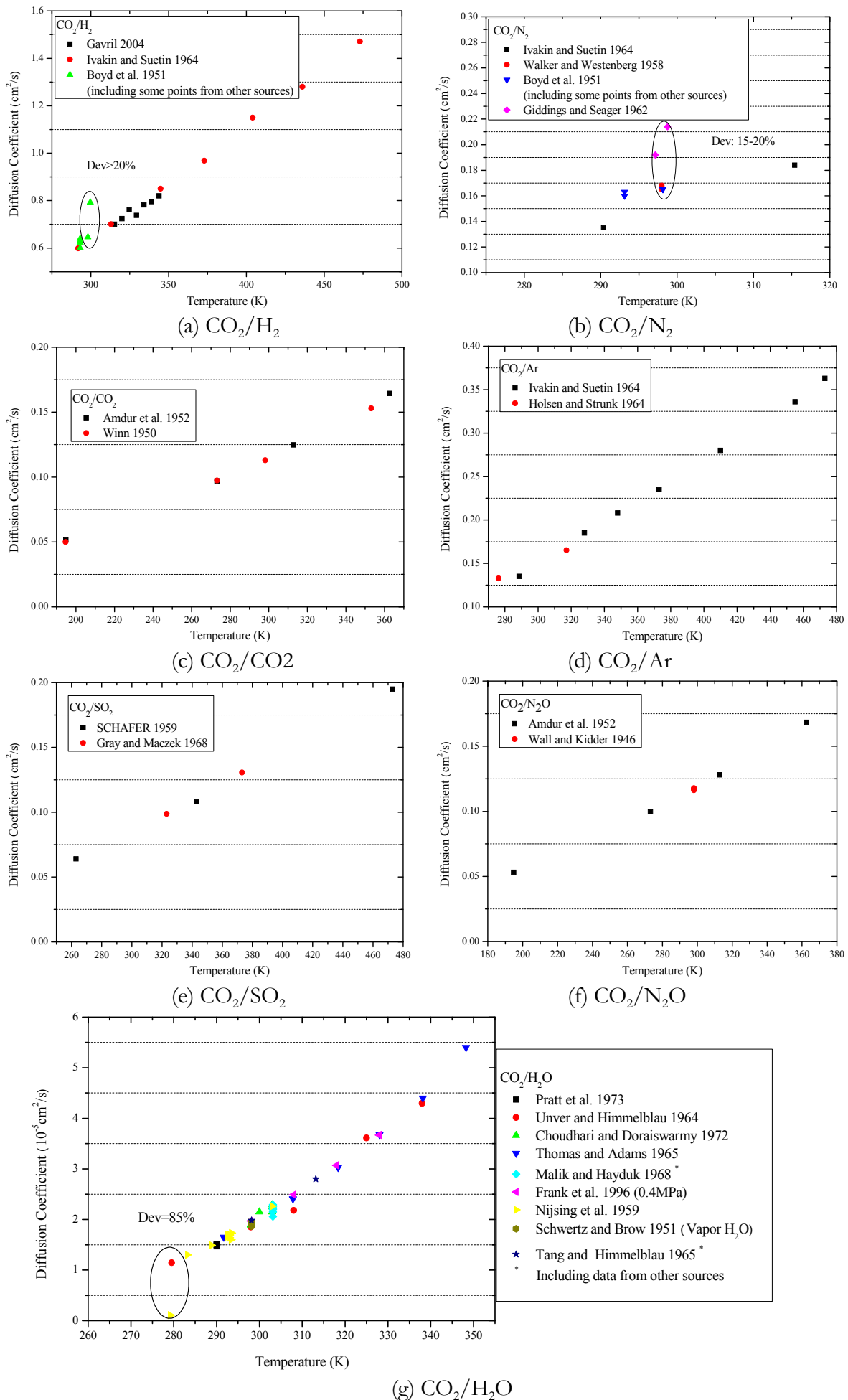


Figure 3 Comparison of different experiments about the diffusion coefficients of CO₂-mixtures

4. Available transport property models

In this section, a review of the existing transport property models which have been proposed, tested and evaluated for CO₂ and CO₂-mixtures in the literature will be presented. An overview of the investigated models is shown in Appendix B (Table B1).

4.1 Transport property models for pure CO₂

Models for the viscosity and thermal conductivity of pure CO₂ were developed by Vesovic et al. (1990). The model equations have the following functional form:

$$X(\rho, T) = X^0(T) + \Delta X(\rho, T) + \Delta_c X(\rho, T) \quad \text{Eq. 1}$$

Here, the first term, $X^0(T)$, is the contribution to the transport property in the limit of zero-density, where only two-body molecular interactions occur. The final term, $\Delta_c X(\rho, T)$, is the critical enhancement that arises from the long-range fluctuations which occur in a fluid near its critical point and contribute to divergences of both the viscosity and thermal conductivity at that singular point. Finally the term $\Delta X(\rho, T)$, the excess property, represents the contribution of all other effects to the transport property of the fluid at elevated densities including many-body collisions, molecular-velocity correlations, and collisional transfer. The correlation by Vesovic et al. (1990) covers a temperature range of 200K-1500K and a pressure range of 0.1-100MPa. In general, the estimated deviation for the viscosity of pure CO₂ is less than 5% for gas and supercritical phases. Owing to the inconsistencies between the available experimental liquid viscosity data, the uncertainty for the liquid-phase was originally around 7%. In 1998, Feghouri et al. (1998) revised the published equations by including new reliable measurements and omitting inconsistent sources for the liquid CO₂ viscosity. The resulting overall viscosity representation for pure CO₂ covers the temperature range of 200-1500K and pressures up to 300MPa. The uncertainties associated with the proposed representation vary from $\pm 0.3\%$ for dilute gas near room temperature to $\pm 5.0\%$ at the highest pressures. The Figs. 1-3 show that the transport properties of mixtures may be considerably different from those of pure CO₂, and for high accuracy, mixture models should be preferred.

4.2 Viscosity models for mixtures

4.2.1 Gas mixtures

The viscosities of gases are strong functions of pressure near the critical point and at reduced temperatures of about 1 to 2. For diluted gases, the viscosity will increase with temperature. At high reduced pressures however, there is a wide range of temperatures where the viscosity decreases with temperature. In this region the behavior of the viscosity more closely resembles the liquid state. At very high reduced temperatures, there is again a condition in which pressure has little effect and viscosities increase with temperature. Acceptable models for gas-phase viscosities should be able to handle all these features. The theoretical models are mainly divided in two categories. One approach is based on the principle of corresponding states, in which the reduced viscosity is linked to a reduced pressure and temperature. The other approach has its foundation in kinetic gas theory and is known as Chapman-Enskog theory.

Once the viscosities of the pure components are available, several techniques have been developed to estimate the viscosity of mixtures. Examples are the method by Reichenberg (1974, 1975, 1977) and the method by Wilke (1950) which neglects second order effects. In corresponding state-methods for mixtures, it is common to estimate mixture properties from the pure properties, the composition and various mixing rules. Examples are the procedure by Lucas (1980, 1984), and the procedure by Chung et al. (1984, 1988).

4.2.1.1 Chapman-Enskog (CE) theory for the gas-phase viscosity of CO₂-mixtures

The first applications of the Chapman-Enskog(CE) theory evaluated the collision integrals with simplified functions of temperature. Chapman and Cowlings expression for the viscosity (Chapman, 1939) was for instance used by Heath (1949) to calculate the viscosity of binary mixtures, including

H₂/Ar, He/N₂, He/CO₂, H₂/Ar, H₂/N₂ and CO₂/H₂. The calculations based on CE-theory were in good agreement with experiments conducted at 291 K and 0.1 MPa.

Since the simplified collision integrals used in the first applications of the CE-theory were considered artificial and unrealistic, Hirschfelder developed a new method using the more realistic 6-12 Lennard-Jones energy potential (Hirschfelder et al., 1948, 1954). The new method is based on the solution of the Boltzmann equation for the molecular distribution, as carried out by Chapman and Enskog. The results obtained by this method are applicable at low pressure and apply strictly only to monatomic gases. Buddenberg and Wilke (1951) used Hirschfelder's equation to calculate the viscosity of CO₂/H₂ mixtures at 298K and 0.1MPa. The calculated results from both equations agreed very well with the experimental data, with an AAD of less than 1%. Hirschfelder's equation was also used to calculate the viscosities of CO₂/H₂ by Keyes and Mass (1951). In all cases, the agreement was satisfactory. For example, almost perfect accordance was obtained at 299K, while at 550K the viscosity in a mixture with 19.93% H₂ was 2.7% larger than the calculated. The mixture with 41.29% H₂ was 2.5% larger, and the mixture with 78.5% H₂ was 2.1 % larger than the calculations.

The viscosities of CO₂/Ar and CO₂/N₂ at 293 and 303K were studied by Kestin et al. (1966) using the Hirschfelder's approach. The analysis of the experimental data showed that for CO₂/N₂, it is possible to obtain a single set of optimum values of the mixture parameters which correlate the variation of viscosity with composition, when the viscosities of the pure components are known. For CO₂/Ar, a separate set must be used for each temperature. Moreover, it was also concluded that Hirschfelder's approach provides an excellent approximation to the viscosity of the binary mixtures CO₂/Ar and CO₂/N₂. If the viscosity of a binary mixture was computed with known values for the viscosities of the pure substances and an interaction term, the calculations revealed deviations in the order of 0.1% and reproduced the measured data with an uncertainty which is comparable to that of the measurements. In 1968, Kestin and Yata (1968) did a similar work regarding the CO₂/CH₄ mixture. Their results also showed good agreement between experimental data and predicted values.

Bhattacharyya and Ghosh (1970) studied the viscosities of polar-quadrupolar gas mixtures in 1970. Their results show that the viscosity of binary polar-quadrupolar gas mixtures can be represented satisfactorily by Hirschfelder's approach without taking into consideration the inelastic collisions. The average absolute deviation (AAD) of the viscosities of the CO₂/SO₂ mixture in the temperature range 238-308K was less than 1%. In addition, the agreement between the experimental and the calculated values was more or less the same for the Lennard-Jones (6-12) and the 12-6-4 representations of the unlike interactions.

The changes in the viscosity of CO₂ resulting from the addition of a defined fraction of water vapor have been investigated at 303K and at atmospheric pressure, by Munczak and Sedlacek (1970). Here, Hirschfelder's approach did not successfully predict the viscosity of water vapor and CO₂, since the theoretical curves did not follow the relatively large changes in the viscosities occurring with a small variation of the water vapor concentration.

Boushehl and Najafi (1979) studied the viscosity of the four component mixture N₂/CO₂/O₂/N₂O in the temperature range 313-413K. Compared to the measurements, the deviations of the values predicted by the CE-theory and its extension to multicomponent mixtures are within $\pm 2\%$. By comparing the method with the experimental data of some multi-component mixtures involving CO₂, the agreement in more than half of the examples is excellent. However, in some of the other mixtures there is a considerable discrepancy which might be explained on the basis of errors in the experimental gas analysis. For ternary mixtures containing CO₂, O₂ and N₂, Kenney et al. (1956) found that the same model gave values which agreed with experimental data with an accuracy of about 1% in the temperature range 317-1161K. Here it was concluded that the Hirschfelder method may be used to calculate accurately the viscosity of gas mixtures within and also outside this interval, since the model was accurate over a wide range of temperatures.

For polar gas-mixtures, the properties of the mixtures may be more difficult to predict, mainly because the interactions between polar molecules are so complex that a suitable potential function is

difficult to obtain. Furthermore, collision integrals containing orientation dependence are difficult to compute. Alternatives to the Lennard-Jones energy potential have, thus, been used in the Hirschfelder approach. The most extensively used potential for polar molecules has been the Stockmayer potential in which the angle-dependent dipole-dipole interaction is added to the Lennard-Jones (6-12) potential. The canonically angle-averaged pair potential energy with temperature dependent parameters can also be used to calculate the viscosity and diffusion coefficients of polar-polar and polar-nonpolar gas mixtures, for example CO₂/SO₂. The canonically angle-averaged pair potential proved to be as successful as the Stockmayer potential in correlating the transport properties of polar gases (Bae and Reed, 1971). For CO₂/SO₂ mixtures, the absolute deviations were 1.8% and 3.0% compared to the experimental data from Jung and Schmick (1931) and Schafer (1959) respectively.

In a further simplification of the kinetic theory approach, Wilke neglected second order effects and proposed a general equation for the viscosity as a function of molecular weights and the viscosities of the pure components of the mixture (Wilke, 1950). Wilke's equation was also used by Jackson to calculate the viscosity of CO₂/CH₄ (Jackson, 1956). At 298K, the AAD was less than 1%. Kestin and Leidenfrost (1959) tested Wilke's equation regarding the viscosity calculations of the CO₂/N₂ mixture at 293K in 1959. The average deviation was about 1.7%. However, Gururaja et al. (1967) also evaluated Wilke's equation based on the experimental data of CO₂/N₂. Their results showed that the AAD in the temperature range 296-303 K was only 0.57%. A Comparison of the experimental data from both references shows some discrepancies as shown in Fig. 1b. In addition, Gururaja et al. (1967) studied the viscosities of CO₂/O₂, CO₂/H₂, CO₂/O₂/N₂ and CO₂/O₂/H₂. The results show that the AAD of Wilke's equation in the temperature range 296-303K is 1.91% for CO₂/O₂, 0.57% for CO₂/N₂, 0.62% for CO₂/H₂, 1.77% for CO₂/O₂/H₂, and 0.79% for CO₂/O₂/N₂. Mal'tsev et al. studied the viscosity of CO₂/H₂ at high temperatures (500, 800 and 1100K) (Mal'tsev et al., 2004). At a pressure of 0.3MPa, the results calculated by Wilke's equation are higher than the measurements and the maximum deviation is almost 8%.

4.2.1.2 Corresponding state theory for the gas-phase of CO₂-mixtures

The Kestin-Ro-Wakeham (KRW) law of corresponding states was developed by Kestin et al. (1972a and 1972b) based on the working hypothesis that the inter-molecular force potentials of all monatomic gases and of their binary mixtures differ so little that they can be shrunk to a single diagram with the aid of a linear scaling factor and an energy scaling factor. It follows that all equilibrium and transport properties of monatomic gases and of their mixtures can be calculated on the basis of the Chapman-Enskog solution of Boltzmann's equation with the aid of universal, empirically determined collision integrals. The KRW scheme was used to calculate the viscosity of the mixtures CO₂/N₂, CO₂/Ar, CO₂/CH₄, CO₂/N₂O, CO₂/N₂/Ar, and CO₂/N₂/CH₄ (Kestin and Ro, 1976, 1982b). The agreement between the KRW law and the experiments was within a maximum error of 1% in the temperature range 298-873K.

Another corresponding states procedure used to predict the viscosity of CO₂/N₂ was proposed by Hanley (1976) in 1976. The work showed that the transport properties can be calculated to within the experimental error given only corresponding values for a reference fluid and equation of state data. With methane as the reference fluid, the viscosity of CO₂/N₂ was calculated at 289K and in the pressure range 2-12MPa. The deviations rose with pressure, from 0% at 2MPa to 7.8% at 12MPa.

The viscosities of eighteen binary gaseous systems, including CO₂/O₂, were described with the aid of the CE-solution of the Boltzmann equation, supplemented by an extended law of corresponding states, and three pairs of scaling parameters by Kestin et al. (1977) in 1977. They claimed that the standard deviation between the experimental data and the calculated values was about $\pm 0.3\%$ in the temperature range 298-674K, which is comparable to the experimental uncertainty.

4.2.1.3 Empirical models for the gas-phase of CO₂-mixtures

In addition to the semi-empirical methods above, some empirical correlations have been developed. A special correlation was proposed by DeWitt and Thodos for the CO₂/CH₄ mixture with $\rho_R < 1.5$ (Jossi, 1962). 128 experimental viscosities for methane, carbon dioxide and three compositions in the

temperature range of 323-473K produced an average deviation of 1.83%, with a maximum deviation of 3.82%.

4.2.1.4 Comparison of methods from different categories

Chakraborti and Gray (1965) investigated the viscosity of CO₂/SO₂ at temperatures between 25-80°C. Four methods, including Hirschfelder's approach, Brokaw's equation (Brokaw, 1965), the empirical Herning and Zipperer's equation (Herning and Zipperer, 1936) and Wilke's equation (Wilke, 1950), were evaluated. The results show that Hirschfelder's approach underestimated the experimental values by about 2%. Brokaw's equation gave the best accuracy, with an AAD of less than 2%. The AAD of Herning and Zipperer's equation and Wilke's equation were about 3.5%.

4.2.2 Liquid mixtures

For a temperature range from the freezing point to somewhere around the normal boiling temperature, it is often a good approximation to assume that the logarithm of the viscosity of liquids is linear in the reciprocal absolute temperature (Reid et al., 1987).

In general, pure liquid viscosities at high reduced temperatures are usually correlated with some variation of the law of corresponding states, such as the model by Sastri (1992). At low temperatures, most methods are empirical and involve a group contribution approach. Current liquid mixture correlations are essentially mixing rules relating pure component viscosities to composition. Little theory has been shown to be applicable to estimating liquid viscosities within a reasonable accuracy (Reid et al., 1987). Generally, almost all methods to estimate or correlate liquid mixture viscosities assume that values of the pure component viscosities are available. Thus the methods are, in reality, interpolative. Nevertheless, there is no agreement on the best way to carry out the interpolation. Irving (1977) surveyed more than 50 equations for binary liquid viscosities and classified them by type. He pointed out that only very few do not have some adjustable constant that must be determined by experimental data and the few that do not require such a parameter are applicable only to systems of similar components with comparable viscosities. He recommended the one-constant Grunberg-Nissan equation as being widely applicable with reasonable accuracy except for aqueous solutions (Grunberg and Nissan, 1949).

To evaluate quantitatively the results of gas-liquid absorption experiments, accurate liquid-phase viscosities are vital. For this purpose, Frank et al. (1996) measured the viscosities of CO₂/H₂O mixtures, from 293-333K. The measured viscosity of CO₂/H₂O was correlated to Arrhenius type functions, with an AAD less than 1%. Kumagai and Yokoyama (1998) studied the viscosity of aqueous solutions of CO₂ along three isotherms at 273, 276 and 278 K for pressures up to 30MPa. The experimental values were compared with the correlation proposed by Kanti et al. (1991) derived from the Bloomfield-Dewan equation (Bloomfield and Dewan, 1971) and the theory by Flory et al. (1964, 1965). The results show that the equation is in poor agreement with the experimental data, but the equations of Kanti et al. (1991) and of Grunberg and Nissan (1949) with one adjustable parameter give good agreement. The AAD was for many cases less than 1%, with a maximum deviation of -2.2%. Kumagai and Yokoyama (1999) measured the viscosity of aqueous NaCl solutions containing CO₂ along three isotherms at 273, 276 and 278 K at pressures up to 30MPa. The experimental values were correlated in terms of pressure, temperature and concentrations of NaCl and CO₂. The correlation reproduced the experimental values within ±1.3%. The viscosity of aqueous NaCl solutions with dissolved CO₂ was measured at conditions representing an underground aquifer at a depth of 1000-2000m for the geological storage of CO₂ (i.e., 30 to 60°C and 10 to 20 MPa) at a mass fraction of NaCl between 0 and 0.03 by Bando et al. (2004). On the basis of the experimental data, an empirical equation for predicting the viscosity of CO₂/H₂O/NaCl was correlated as a function of the temperature and mole fraction of CO₂. The correlation has deviations of ±5%.

4.3 Thermal conductivity models

The first approximation to the rigorous kinetic theory of gases accounts successfully for the thermal conductivity of mixtures containing monatomic gases (Hirschfelder, 1954). For binary mixtures of

polyatomic gases Hirschfelder (1957) suggested that the total thermal conductivity of each constituent can be written as a sum of a translational contribution and an internal (rotational and vibrational) contribution. The translational contribution to the thermal conductivity of a mixture is calculated as if the individual gases were all monatomic. The internal contribution to the thermal conductivity of the mixture is then calculated from the equation:

$$K_{\text{int}} = \frac{K_{1,\text{int}}}{1 + \frac{D_{11}x_2}{D_{12}x_1}} + \frac{K_{2,\text{int}}}{1 + \frac{D_{22}x_1}{D_{12}x_2}} \quad \text{Eq. 2}$$

Here, x_i is the mole fraction of component i and D is the diffusion coefficient. In addition to several attempts to extend the approximations to a rigorous theory, several formulas have been suggested. One of the most successful expressions with a theoretical foundation which accounts for the thermal conductivity of mixtures was proposed by Wassiljewa (1904):

$$K_{\text{mix}} = \sum_i \frac{K_i}{1 + \sum_j A_{ij} \frac{x_j}{x_i}} \quad \text{Eq. 3}$$

Here K_{mix} and K_i are the thermal conductivities of the mixture and pure component i respectively and A_{ij} is one of a set of adjustable parameters. The simple physical interpretation of A_{ij} is that it is a measure of the ratio of the efficiencies with which molecules j and i impede the transport of heat by molecule i . It has also been shown that the first approximation to a rigorous theory reduces to the Wassiljewa form (Eq. 3) (Wassiljewa, 1904) with A_{ij} depending only slightly on composition. In practice, A_{ij} can be treated as if independent of composition and could be calculated from the approximation of Lindsay and Bromley equation (Lindsay and Bromley, 1950), or it could be estimated from experiments.

4.3.1 Semi-empirical models

4.3.1.1 Hirschfelder's Equation

Based on Hirschfelder's equation (Eq. 2), Brokaw (1959) calculated the thermal conductivity of CO_2/N_2 in the temperature range 273-1033K. The force constants characterizing the CO_2/N_2 interaction were computed in two ways: (i) using the standard combining rules and (ii) using Walker and Westenberg's methods (1958). Compared with experimental data, method (i) gave good agreement at low temperatures and method (ii) gave good agreement at high temperatures.

Westenberg and DeHaas (1962) evaluated two methods regarding the calculations of the thermal conductivity of the CO_2/N_2 mixture. Both methods were based on Hirschfelder's equation. For the first method (i) all the parameters involved in Hirschfelder's equation were from experiments, either directly or indirectly through experiments combined with established relations from kinetic theory. Unfortunately, the experimental values were typically not available. For the second method (ii), they used viscosity force constants to compute the necessary quantities as outlined, together with the theoretical Eucken correction. For CO_2/N_2 in the temperature range of 294-1000K, method (i) gave much better results than method (ii), especially at high temperatures. Method (i) did however always overestimate the thermal conductivity, and its average deviation exceeded slightly 10%.

Mathur and Saxena (1966) studied the thermal conductivities of 59 mixtures of 13 different gas pairs, including CO_2/N_2 and CO_2/H_2 , based on Hirschfelder's theory. The results showed good overall agreement. However, compared to the experimental data, the deviations of the CO_2/N_2 mixture were between 6.4-7.8% at the temperature 323.16K and the deviations of CO_2/H_2 were between 2.2-3.5% at the temperature 273.16K.

Mukhopadhyay et al. (1967) used Hirschfelder's equation to calculate the thermal conductivity of CO_2/H_2 . The experimental values in the temperature range 258-473K were 5-8% lower than the

calculated results, assuming local chemical equilibrium. The situation could be improved when the experimental values for the thermal conductivities of the pure components were used and in this case the mean deviation increased only from 1% to 5% as the temperature increased from -15 to 200°C.

Barua et al. (1968) used Hirschfelder's equation to calculate the thermal conductivities of CO₂/Ar and CO₂/N₂. In the temperature range 273-473K, the deviations were, on average, about 3% for the CO₂/Ar system and about 4% for the CO₂/N₂ systems. A modified Hirschfelder's equation, which includes the experimental values for the thermal conductivities of the pure components instead of calculated values, was also evaluated. It gave slightly better results than the original Hirschfelder's equation. The improvement of the AAD was about 0.3%. Later, Saxena and Gupta (1970) conducted experiments to measure the thermal conductivities of CO₂/N₂O. A comparison with Hirschfelder's equation with Lennard-Jones potentials showed that the deviations were in a range -2.0~9% in the temperature range 300-750K.

The thermal conductivity of 126 different binary mixtures, including CO₂/SO₂, was investigated by Maczek and Gray (1970) with Hirschfelder's equation. The deviation was, on average, -3.45% for all the mixture. For CO₂/SO₂, the deviations were in the range 0-3%. The modified Hirschfelder-Eucken equation with realistic estimates of the inelastic collisions provided even better predictions (less than 2%). The Saksena formulation (Maczek and Gray, 1969) gave the best results for CO₂/SO₂, with average deviations less than 1%.

The equation developed by Mason, Monchick and Pereira (1965) based on kinetic-theory was used by Kestin et al. (1983) to calculate the thermal conductivity of CO₂/H₂ at 297K. The results showed that this equation represented the experimental thermal conductivity data with an absolute deviation up to 4%. This is much higher than the uncertainty ($\pm 0.4\%$) of the empirical equation which correlates the density to calculate the thermal conductivity. In addition, Monchick et al (1965) extended the treatment of Mason and Monchick's method (1962) to the case of polyatomic gas mixtures incorporating both relaxation and cross-relaxation into the general frame work of the theory. This new method gave the same accuracy as the modified Hirschfelder's equation for both CO₂/Ar and CO₂/N₂.

4.3.1.2 Wassiljewa's equation

An alternative to Hirschfelder's equation is to use the Wassiljewa equation (Eq. 3). Here, Lindsay and Bromley (1950) developed a correlation for the A_{ij} -factor. The Lindsay-Bromley correlation was firstly used to calculate the thermal conductivity of CO₂/H₂. At 273 and 296 K, the deviations were between -0.2~8.4%. In 1951, Bromley and Wilke (1951) used the correlation to calculate the thermal conductivity of CO₂/N₂. Compared to the experimental thermal conductivity of CO₂/N₂ measured by Rothman and Bromley (1955) in the temperature range 369-688°C, the maximum deviations for the Lindsay-Bromley equation values were -1% at 642K, -1.1% at 645K, -1.9% at 648K, -1.5% at 745K and about -3% at higher temperatures. Keyes and Mass (1952) studied the thermal conductivity of the CO₂/N₂ mixture between 323 and 623K. They found that the semi-empirical formula of Lindsay and Bromley (1950) (AAD=1.36%) had a better accuracy than the Enskog theory (Keyes, 1951) (AAD=3.43%). Gilmore and Comings (1966) arrived at the same conclusion at high pressures. At a pressure of 17.6MPa, even though the maximum deviation of Lindsay-Bromley correlation can be up to 30%, the results are 'significantly better than those calculated by Enskog equation'. Gray and Maczek (1968) calculated the thermal conductivity of CO₂/SO₂. The method of Wassiljewa with experimental A_{ij} gave the best accuracy, and the average discrepancy was less than 0.5% at 50 and 100°C. It was better than Hirschfelder approximation and the combination of Wassiljewa method and A_{ij} calculated from the Lindsay-Bromley formula, which had average discrepancies between -1.16~-1.56% and 2.17~2.53% respectively at 323 and 373K.

4.3.1.3 Other methods

An approximate formula for the thermal conductivity of multicomponent gas mixtures was derived from the rigorous kinetic theory by well defined approximations by Mason and Saxena (1958). Numerical calculations with the formula are relatively simple, and the only data needed are the

molecular weights, thermal conductivities, and either viscosities or heat capacities of the pure components at the same temperature as the mixture. The form of the formula is quite similar to the previously described semi-empirical Lindsay-Bromley correlation. The formula was tested by comparing it to experimental results for multiple binary and ternary mixtures involving both monatomic and polyatomic nonpolar gases. For CO₂/N₂ systems, the viscosities needed in the calculations were obtained from Keyes's empirical equations (Keyes, 1951). The AAD was 4.6% in the temperature range 323-961K, which is similar to the behavior of the Lindsay-Bromley formula (1950).

Based on the formal kinetic theory developed by Monchick et al. (1963), Monchick et al. (1965) calculated the thermal conductivity of polyatomic and polar gas mixtures, including CO₂/N₂. Two assumptions were necessary to obtain usable mixture-models. They neglected complex collisions and assumed no correlation between the internal energy states and the relative velocities. With these assumptions plus suitable definitions of the internal diffusion coefficients and relaxation times, the model was obtained. For the CO₂/N₂ systems, the experimental data agreed well with the calculations at 300K and 500K, and was within the experimental uncertainty (2%). At high temperatures like 1000K however, the deviations became larger.

4.3.2 Empirical models

An approximate method, an empirical one, a semi-theoretical one, and the procedure by Lindsay and Bromley were examined for the prediction of the thermal conductivity of polar/non-polar gas mixtures by Tondon and Saxena (1968). With a modification of the approximate method, the deviations could be reduced to 2%. The study was about 12 different systems, including the gaseous mixture CO₂/H₂O.

The experimental data for the thermal conductivity of six binary gaseous mixtures containing water as a component, including CO₂/H₂O, were compared to a Wassiljewa-type formula (Dijkema et al. 1972). No agreement was, however, obtained with values calculated from four different theories based on this formula, Gruss and Schmick (1928), Lindsay and Bromley (1950), Mason and Saxena (1959) and Brokaw (1961), at temperatures between 298 and 333K.

Experimental results for the thermal conductivities of CO₂/Ar and CO₂/CH₄ were compared by Yorlzan et al. (1983) with the values calculated by the Wassiljewa equation, in which the Mason-Saxena equation (1958.) was used as a combination factor with values predicted by the Stiel-Thodos (1964.) equation extended to binary gas mixtures. Both methods were found to represent the measurements within a maximum deviation of 5% at temperatures 25 and 35°C and pressures up to 9MPa.

Correlations based on equations derived from kinetic theory have been developed by Cheung et al. (1962) for the thermal conductivity of gas mixtures. For mixtures of polyatomic molecules, the energy transport is divided in two parts, where one comes from collisions and the other by diffusion. When compared with the experimental data for 226 binary mixtures, including CO₂/O₂ and CO₂/N₂/O₂, for temperatures between 273.15 and 1047K, the obtained average deviation was 2.1%.

The resulting thermal conductivities for the dense gaseous state and the corresponding thermal conductivities of the dilute gas at atmospheric pressure for the binary system CO₂/CH₄ were correlated to a unique formula for this system by Rosenbaum and Thodos (1969). This formula was applied for the calculation of thermal conductivities which, when compared with corresponding experimental values, produced an average deviation of 2.24% in the temperature range 333-433K and in the pressure range 3.28-6.89MPa.

Andreev and Mal'ter (1975) correlated an empirical equation for the calculation of the thermal conductivities of gas mixtures. It was tested for 47 mixtures, including CO₂/H₂. The mean-square deviation for these data was 4.3% (maximum deviation was 13.7%). The absolute deviations for CO₂/H₂ (50/50mol%) were slightly above 1% at 273 and 893K.

Kestin et al. proposed an empirical correlation for the calculations of thermal conductivities of CO₂/Ar (1982), CO₂/H₂ (1983) and CO₂/N₂O (1984). Their conductivity data have been used in a statistical analysis (de Groot et al., 1978.) to extract optimum values for the coefficients in a virial expression for the density. Compared to the experimental data, the deviations are within $\pm 0.5\%$ for CO₂/Ar in the density range 10-250kg/m³, $\pm 0.4\%$ for CO₂/H₂ in the density range 8-75kg/m³ and $\pm 0.7\%$ for CO₂/N₂O in the density range 10-100 kg/m³ at 296K.

4.4 Diffusion coefficient models

The diffusion coefficient of a binary mixture has been defined as:

$$D_{AB} = - \left(c \frac{dx_A}{dz} \right)^{-1} J_A \quad \text{Eq. 4}$$

Here, J_A is the mole flux of component A in the mixture, c is the total concentration, x is the mole fraction and z is a spatial length. From a theoretical perspective, the driving force of diffusion is the chemical potential. Diffusion coefficient models for mixtures which deviate considerably from ideality, such as liquids, polar or high density gas mixtures should thus be corrected with a term containing the derivative of the activity coefficient. The theory describing diffusion in binary gas mixtures at low to moderate pressures has been well developed. The theory results from the solution of the Boltzmann equation and the results are usually credited to both Chapman and Enskog, who independently derived the following equation:

$$D_{AB} = \frac{3}{16} \frac{(4\pi kT / M_{AB})^{1/2}}{n \pi \sigma_{AB}^2 \Omega_D} f_D \quad \text{Eq. 5}$$

Here, n is the number density of molecules in the mixtures, k is Boltzmann's constant and M_{AB} is a function of the molar weights of component A and B. Ω_D is the collision integral for diffusion, which is a function of the temperature. This quantity depends on the choice of the intermolecular force law between the colliding molecules. The 6-12 Lennard-Jones potential is a popular choice of force law in the literature. σ_{AB} is a characteristic length which also depends on the intermolecular force law selected. f_D is a correction term which is of the order of unity (Marrero and Mason, 1972). To use Eq. 5, some rules must be chosen to obtain the interaction values σ_{AB} from σ_A and σ_B . For liquids, the Stokes-Einstein equation which has been developed on the basis of hydrodynamic theory for large spherical molecules diffusing in a dilute solution has been the starting point of several correlations:

$$D_{AB} = \frac{RT}{6\pi\eta_B r_A} \quad \text{Eq. 6}$$

Here, R is the universal gas constant; r_A is the radius of the solute and η_B is the viscosity of the solvent. Correlations for diffusion coefficients in non-dilute liquids, often uses the dilute diffusion coefficients correlated with the derivative of the activity coefficient discussed previously. Reid et al. (1987) however, claim that no single correlation is always satisfactory in the estimation of the concentration effect on the diffusion coefficients of non-dilute liquid mixtures.

4.4.1 Semi-empirical models

The methods of Wilke and Chang (1955) and of Othmer and Thakar (1953) were used to calculate the diffusion coefficient of CO₂ in liquid water by Unver and Hemmelblau (1964). The method by Wilke and Chang uses Eq. 6 as the foundation, whereas the method by Othmer and Thakar is derived by linking the temperature dependency of the viscosity and the diffusion coefficient. 'Both methods represented the overall experimental results well'. In addition, a convenient way to calculate the diffusion coefficient was provided. The measurements were used to correlate a quadratic equation, using the least square method. The liquid diffusion coefficients computed in this way were within $\pm 11\%$ of the experimentally measured values. The methods by Wilke and Chang (1955) were also used by Tomas and Adams (1964) to calculate the diffusion coefficients of CO₂ in water. In the temperature range 291.6-348.2K, the values by Wilkes method were approximately 20% lower than the experimental data at each temperature.

The measured data for the diffusion coefficient of CO₂/O₂ have been analyzed in terms of the intermolecular potential energies and the rigorous kinetic theory. Four methods were used to approximate the actual potential energy needed in Eq. 5, including the Lennard-Jones potential (12-6), the potential modified by Buckingham, the point center of repulsion (inverse power), and the exponential repulsion potential energy functions (Walker and Westenberg, 1960). Their results showed that all four of the energy functions are capable of fitting the diffusion data with about the same precision. No significant concentration effects are, however, expected for CO₂/O₂ since the molecular weights are not widely different.

The importance of using the right energy potential in the estimation of collision integrals has been recognized by several authors. Holsen and Strunk (1964) studied the diffusion coefficients of CO₂/Ar and CO₂/Air in the temperature range 276-317K. Within this range, the temperature dependency of the coefficients was found to be inconsistent with the theoretical values predicted with Chapman-Enskog's expression for the first approximation, in which the Lennard-Jones potential parameters are derived from viscosity data. Hirschfelder has shown that at a given temperature, the collisions most effective in promoting diffusion occur at closer distances than those most effective in the transfer of momentum and energy (viscosity and thermal conductivity). Holsen and Strunk, thus, found it necessary to correlate a correction factor for the Lennard-Jones potential to make the model represent the experimental data.

Instead of using a correction factor for the Lennard-Jones potential, other energy potentials have been tested. The experimental diffusion coefficients of 22 pairs of gas mixtures, including CO₂/CO, were compared with theoretical values from a potential of Lennard-Jones and from the modified potential of Buckingham by Ivakin and Suetin (1964a). The theoretical values calculated by the Lennard-Jones potential deviate from the experimental values by no more than 6% at 296K. The empirical coefficient proposed by Wilke and Lee (Wilke and Lee, 1955.) permitted improvement in the accuracy to 5.5%. Buckingham's potential gave an even better description than the Lennard-Jones potential. On the average, the theoretical values obtained with Buckingham's potential deviate from the experimental data by 3%. Ivakin and Suetin (1964b) also used the obtained experimental data to calculate the potential parameters of the intermolecular interaction for the Lennard-Jones (6-12) potential, the modified Buckingham potential and the point center of repulsion. Here, the first approximation of the strict kinetic gas theory was used to calculate the diffusion coefficient of gas mixtures, including CO₂/N₂ and CO₂/H₂. In the temperature range 573-1100K, the calculations using the point center of repulsion potential showed the best accuracy for both CO₂/N₂ and CO₂/H₂ (AAD=3% for CO₂/N₂ and AAD<10% for CO₂/H₂), while the Lennard-Jones (6-12) potential with parameters fitted from viscosity data showed the worst accuracy (AAD=10% for CO₂/N₂ and AAD=13% for CO₂/H₂).

4.4.2 Empirical models

The most widely used empirical equation for the prediction of binary diffusion coefficients in gaseous mixtures at low concentrations is that of Fuller-Schettler-Giddings (FSG). This equation is the result of the correlation of more than 340 experimental diffusion coefficients for 153 different binary mixtures (Fuller et al., 1958):

$$D_{AB}^{FSG} = \frac{10^{-3} T^{1.75} \sqrt{1/M_A + 1/M_B}}{p \left[(\sum v)_A^{1/3} + (\sum v)_B^{1/3} \right]^2} \quad \text{Eq. 7}$$

Here, T is the absolute temperature, p is the pressure (atm) and $\sum v$ are special diffusion parameters to be summed over atoms, groups and structural features of the diffusion species, called diffusion volumes and having dimensions of atomic volumes. This method has the advantage of being able to overcome the general lack of accuracy associated with other category methods. It has been used to calculate the diffusion coefficients of several mixtures, including CO₂/H₂, CO₂/Ar, CO₂/N₂, CO₂/N₂O and CO₂/H₂O (gas). The average deviations were between -3.4-14.3% (Fuller et al., 1958).

The FSG method was used to estimate the diffusion coefficients of binary CO₂-mixtures including the impurities N₂, O₂, H₂, H₂O and CO (Todd and Young, 2002). By comparing the results with

experimental data, the obtained mean deviations were between -2.44~-4.71% except for CO₂/H₂O. This method displayed poor accuracy for the CO₂/H₂O system, with a mean deviation of 20.91% and a maximum deviation of 34.1%. Gavril et al. (2004) used the FSG equation to calculate the diffusion coefficients of CO₂/H₂. In the temperature range 315.2-343.9K, the absolute deviations were less than 0.5%.

An Arrhenius-type equation by Versteeg (1986) and Frank et al. (1996) was used to represent the diffusion coefficient of liquid CO₂/H₂O mixtures. Compared to the measurements by Frank et al. (1996) in the temperature range 298-328K, Frank's correlation has an AAD of less than 1%, while Versteeg's correlation has an AAD of 1.67%. Frank et al (1996) also evaluated the modified Stokes-Einstein equation and the Wilke-Chang equation. Both of them showed typical errors larger than 5%.

4.5 Models for multi-component properties

Some models are able to handle several transport properties. Bzowski et al. (1990) for instance, used results from statistical-mechanical theory applied through a combination of an extended principle of corresponding states with some knowledge about intermolecular potentials, to calculate the transport and equilibrium properties of gas mixtures at low densities, including the second virial coefficients, viscosities, diffusion coefficients and thermal diffusion coefficients. For the diffusion coefficients, the deviations are within $\pm 1\%$ for CO₂/N₂O, within $\pm 5\%$ for CO₂/CH₄ and CO₂/CO, within $\pm 7\%$ for CO₂/O₂, within $\pm 18\%$ for CO₂/N₂ and within $\pm 22\%$ for CO₂/Ar. For viscosity: the deviations are within $\pm 2\%$ for CO₂/N₂, CO₂/CO and CO₂/N₂O, within $\pm 2\%$ for CO₂/CH₄ and within $\pm 4\%$ for CO₂/O₂ and CO₂/Ar.

Second virial coefficients, viscosity, thermal conductivity and diffusion coefficients of binary gas mixtures have been computed for the Morse potential in conjunction with a set of combination rules for the unlike interactions (Bahethi et al., 1964). For the viscosity of CO₂/H₂, Bahethi calculated values which differ 2.3% on average from the experimental values. The comparison of experimental diffusion coefficients with the theory leads to very notable discrepancies for CO₂/N₂, which is up to 20% at temperatures over 900K. Moreover, the viscosities, diffusion coefficients, thermal conductivities and diffusion coefficients of natural gas components were determined based on the principle of corresponding states for the viscosity together with an inversion technique (Moghadasi et al., 2007). The method developed by Scheriber et al. (1997) and the Chapman-Enskog approach have also been used to calculate the viscosity, the thermal conductivities and the diffusion coefficients with average accuracies within $\pm 3\%$, $\pm 5\%$ and $\pm 14\%$ respectively.

4.6 Discussion of the transport property models

Several models and governing theories have provided the engineers with a large variety of expressions, and many comparisons with experimental data have been presented in the literature as displayed in Table B1. A major issue is that only few of the comparisons have been published after 1970. As discussed in Section 3.1 and displayed in the Figures 1-3, poor accuracy is expected for many of the experiments conducted before 1970. A wrong impression of the accuracy may be the result of comparing models to inaccurate experimental data. Another issue is that few comparisons have investigated the pressure dependency of the transport properties. Operation conditions at high pressures are expected in several parts of the CCS-chain. For the gaseous viscosity for instance, only Hanely (1976) and DeWitt and Thodos (1966) have evaluated models for pressures over 3 bar. According to Table B1, the largest deviations between models and experiments are reported with high temperatures and pressures (Hanely and Mal'zsev, 1976).

For the prediction of gas-phase viscosities, the two competing methodologies have been the one based on Chapman-Enskog theory, and the theory based on the principle of corresponding states. In addition, several models are available for the prediction of mixture properties. Most of the evaluations in the literature have been with the Chapman-Enskog theory presenting results which deviate typically less than 2% at atmospheric pressure and moderate temperatures, except for the CO₂/H₂O mixture where the Chapman-Enskog theory did not successfully predict the change in viscosity with a small variation in water vapor. Few comparisons in the literature have evaluated corresponding state

methods for calculation of the viscosity of CO₂ rich mixtures (Kestin and Ro, 1976, 1982 and Hanely and Mal'zsev, 1976) and the comparisons do not lead to any conclusions with respect to which theory that is most suitable for viscosity predictions in CCS. More model evaluation is necessary at larger temperatures and pressures and the performance of corresponding state methods should be more carefully evaluated.

Two different approaches are common in the estimation of both gas-phase thermal conductivities and diffusion coefficients, namely the methodology based on the Rigorous Kinetic Theory (RKT) and empirical models. Several methodologies are similar within the RKT for thermal conductivity predictions, such as Hirschfelders equation and the theory of Mason and Saxena. For these models, typical deviations from experimental data are 2.2-7.8 % at atmospheric pressure and modest temperatures according to Table B1. For temperatures up to 1033K, reported deviations are below 10%. With empirical models, the deviations are below 9%, even though below 2% is a more typical deviation. The best results with empirical models are obtained when the A_{ij} factor is adapted to experiments. The predictive abilities of these models outside the range of the experiments are questionable. The better extrapolative properties of models based on the RKT is a clear advantage for CCS applications which involve a large range in temperature and pressure. Few sources have evaluated the accuracy of thermal conductivity models at high pressures.

One of the most popular models often recommended for use in prediction of gas-phase diffusion coefficients is the empirical model by Fuller et al (1966). The original paper presenting this model has reported errors from 2.5-5% (Table 3) for prediction of diffusion coefficients in CO₂-mixtures. Comparison with newer data for the CO₂/H₂O mixture has, however, shown that up to 21% inaccuracy should be expected. A serious concern with the very popular equation by Fuller et al., is that the data forming the basis of the model-regression are obtained before 1950. Data of this age are expected to contain inaccuracies due to obsolete measuring techniques as discussed by (Wakeham, 1996). A new regression of the functional form presented by Fuller et al. for mixtures relevant for CCS may be an attractive possibility. When the RKT is used to predict the diffusion coefficients, several intermolecular force-laws have been tested in the estimation of the collision integral. The variation in results by choosing different energy potentials in estimation of the diffusion coefficients was displayed by Ivakin and Suetin (1964b). More energy potentials should be tested to obtain better accuracy for CO₂ rich mixtures. For many mixtures, the diffusion coefficient models based on the RKT show predictions within the experimental uncertainty according to Table B1.

For the prediction of liquid-phase transport properties, empirical models have only been tested for CO₂/H₂O(/NaCl) mixtures. Typical reported deviations for the viscosity and the thermal conductivity of the CO₂/H₂O(/NaCl) system using empirical models are below 3%. Models for prediction of liquid-phase diffusion coefficients have typical reported deviations between 5-20%. Here, the research community knows little about the effect of other impurities in liquid CO₂ than water. However, liquid properties are of importance in the processes of amine-based chemical absorption, CO₂ pipeline transport and sub-sea CO₂ storage. The existence of accurate data and models for the calculation of liquid-phase transport properties of pure CO₂ (see Sec. 4.1), points in the direction of corresponding state approaches as an alternative for future modelling of liquid CO₂-mixtures with high accuracy. More experiments are needed to assess which models that are most suitable for the prediction of liquid-phase transport properties.

5 Conclusion and suggestions for future work

The literature containing both experimental data and theoretical models about the transport properties of CO₂-mixtures has been reviewed. Based on the pre-defined operating windows of CCS, gaps in the knowledge about the transport properties of CO₂-mixtures have been identified.

In general, except for the CO₂/H₂O(/NaCl) and CO₂/amine/H₂O mixtures, there are no available measurements regarding the transport properties of liquid-phase mixtures. For gas mixtures, there are no available experimental data about any transport properties of CO₂/H₂S, CO₂/COS and CO₂/NH₃.

Few data are available for the transport properties at large temperatures and pressures over 1 bar, and the situation is particularly scarce for the mixtures CO₂/O₂, CO₂/SO₂ and CO₂/CO. Another major concern is that there are no available data for the diffusion coefficients of the CO₂/CH₄ mixture.

Several models and governing theories have been compared to experimental data and presented in the literature. A major issue is that most of the comparisons have been published before 1970 and poor accuracy is expected for the experimental data. A comparison with more reliable data and also an investigation of models at higher pressures should be conducted in the future. For the prediction of gas-phase viscosities using Chapman-Enskog theory, deviations are typically less than 2% at atmospheric pressure and moderate temperatures, except for the CO₂/H₂O mixture. The deviations increase with increasing temperatures and pressures. Few sources in the literature have evaluated corresponding state methods for calculation of the viscosity of CO₂ rich mixtures.

Using both the rigorous kinetic theory and empirical models in the prediction of gas-phase thermal conductivities will result in deviations with experimental data of 2.2-9% with atmospheric pressure and modest temperatures. The predictive abilities of empirical models outside the range of the experiments are questionable, and the better extrapolative properties of model based on RKT is a clear advantage for use in CCS.

Comparison of the popular empirical model by Fuller et al. (1966) for estimation of gas-phase diffusion coefficients with newer experimental data for CO₂/H₂O shows that deviations over 20% should be expected. A serious concern with Fuller's equation is that the data which is the basis for the model are from before 1950. A new regression of Fuller's equation for mixtures relevant for CCS may be an attractive possibility. For many mixtures, the diffusion coefficient models based on the RKT show predictions within the experimental uncertainty.

For the prediction of liquid-phase transport properties, empirical models have only been tested for CO₂/H₂O(/NaCl). Typical reported deviations for the viscosity and the thermal conductivity of the CO₂/H₂O(/NaCl) system using empirical models are below 3%. Models for prediction of liquid-phase diffusion coefficients have typical reported deviations between 5-20%. Here, the research community knows little about the effect of other impurities in liquid CO₂ than water. The existence of accurate data and models for the calculation of liquid-phase transport properties of pure CO₂, points in the direction of corresponding state approaches as an alternative for future modelling of liquid CO₂-mixtures with high accuracy.

Acknowledgements

This work is part of the CO₂ Dynamics project performed under the strategic Norwegian Research program CLIMIT. The authors acknowledge the partners; Gassco AS, Statoil Petroleum AS, Vattenfall AB, and the Research Council of Norway (189978) for the support.

Nomenclature:

A_{ij}	Adjustable parameter in Wassiljewa's model
c	Total concentration
D	Diffusion coefficient
f_D	Correction term
K	Thermal conductivity
k	Boltzmann's constant
J	Mole flux
M	Molar mass
M_{AB}	Function of the molar weights of component A and B
n	Number density of molecules in the mixtures
P, p	Pressure
R	Gas constant
r	Radius of the solute
T	Temperature

ν	special diffusion parameters
X	Transport property of pure CO ₂
x	Mole fraction
ξ	Spatial length
η	Viscosity
ρ	Density
σ	Collision diameter
σ_{AB}	Lennard-Jones characteristic length
ε_{AB}	Lennard-Jones characteristic energy
Ω_D	Collision integral for diffusion
Ω_V	Collision integral for viscosity

Abbreviation:

AAD	Average absolute deviation
CCS	CO ₂ capture and storage
CE	Chapman-Enskog
CS	Corresponding state
DEA	Diethanolamine
Emp	Empirical
FSG	Fuller-Schettler-Giddings
L-J	Lennard-Jones
MDEA	Methyldiethanolamine
MEA	Monoethanolamine
RKT	Rigorous kinetic theory

Subscript:

1, 2, A, B, i, j	Component labels
0	Property at zero density
int	Internal contribution
R	Reduced

Superscript:

0	Property at zero density
---	--------------------------

References:

Amdur I., Irvine W., Mason E.A., et al., 1952. Diffusion coefficients of the systems CO₂-CO₂ and CO₂-N₂O. J. Chem. Phys., 20(3), 436-443.

Andreev A.V., Mal'ter V.L., 1975. Generalization of experimental data regarding the thermal conductivity of gas mixtures from the structural point of view. Translated from Inzhenerno-Fizicheskii Zhurnal, 29(4), 589-594.

Bae J.H., Reed T.M., 1971. Viscosity and diffusion coefficients of polar gas mixtures. Ind. Eng. Chem. Fundam. 10(1), 36-41.

Bahethi O.P., Gambhir R.S., Saxena S.C., 1964. Properties of gases and gaseous mixtures with a morse potential. Zeitschrift Naturforschung Teil A, 19, 1478-1485.

Bando S., Takemura F., Nishio M., et al., 2004. Viscosity of aqueous NaCl solutions with dissolved CO₂ at (30 to 60)°C and (10 to 20) MPa, J. Chem. Eng. Data, 49, 1328-1332,

Barua A.K., Manna A., Mukhopadhyay P., 1968. Thermal conductivity of Argon-carbondioxide and nitrogen-carbondioxide gas mixtures. J. Phys. Soc. Jap., 25, 862-867.

- Bennett L.A., Vines R.G., 1955. Thermal conductivity of organic vapor mixtures. *J. Chem. Phys.*, 23, 1587-1591.
- Bhattacharyya P.K., Ghosh A.K., 1970. Viscosity of polar-quadrupolar gas mixtures. *J. Chem. Phys.*, 52(5), 2719-2723.
- Bloomfield V.A., Dewan R.K., 1971. Viscosity of liquid mixtures. *J. Phys. Chem.*, 75, 3113.
- Boardman L.E., Wild N.E., 1937. The diffusion of pairs of gases with molecules of equal mass. *Proc. Roy. Soc. (London)* A162, 511.
- Boushehl A., Najafi B., 1979. Viscosity of nonpolar gases (quaternary mixtures). *J. Chem. Eng. Data*, 24(1), 24-25.
- Boyd C.A., Stein N., Steingrímsson V. et al., 1951. An interferometric method of determining diffusion coefficients in gaseous systems. *J. Chem. Phys.*, 19(5), 548-553.
- Brokaw R.S., 1959. Thermal conductivity of Nitrogen-carbon dioxide mixtures. *J. Chem. Physics*, 31, 571-57.
- Brokaw R.S., 1961. Alignment charts for transport properties. NASA technical Report R-81.
- Brokaw J., 1965. Approximate Formulas for the Viscosity and Thermal Conductivity of Gas Mixtures. II. *J. Chem. Phys*, 42, 1140.
- Bromley L.A., Wilke C.R., 1951. Viscosity Behavior of Gases. *Ind. Eng. Chem.*, 43, 1641.
- Buddenberg J.M., Wilke C.R., 1951. Viscosities of some mixed gases. *J. Phys. Coll. Chem.*, 55, 1491.
- Bzowski J., Kestin J., Mason E.A., et al., 1990. Equilibrium and transport properties of gas mixtures at low density: eleven polyatomic gases and five noble gases. *J. Phys. Chem. Ref. Data*, 19(5), 1179-1232.
- Chakraborti P.K., Gray P., 1965. Viscosity of gaseous mixtures containing polar gases: mixtures with one polar constituent. *Trans. Faraday Soc.*, 61(508) 2422.
- Chapman S., Cowling T. G., 1939. *The mathematical theory of nonuniform gases*, Cambridge, New York.
- Cheung H., Bromley L.A., Wilke C.R., 1962. Thermal conductivity of gas mixtures. *A. I. Ch. E.*, 8(2), 221-228.
- Christensen P.L., Fredenslund A., 1979. Thermal conductivity of gaseous mixtures of methane with nitrogen and carbon dioxide. *J. Chem. Eng. Data*, 24(4), 281-283.
- Choudhari R., Doraiswamy L.K., 1972. Physical properties in reaction of ethylene and hydrogen chloride in liquid media. Diffusivities and solubilities. *J. Chem. Eng. Data*, 17(4), 428-432.
- Chung, T.H., Lee L.L., Starling K.E., 1984. Applications of kinetic gas theories and multiparameter correlation for prediction of dilute gas viscosity and thermal conductivity. *Ind. Eng. Chem. Fundam.*, 23(1), 8-13.
- Chung, T.H., Ajlan M., Lee L.L., et al., 1988. Generalized multiparameter correlation for nonpolar and polar fluid transport properties. *Ind. Eng. Chem. Res.*, 27(4), 671-679.
- Clarke J.K.A., 1964. Kinetics of Absorption of Carbon Dioxide in Monoethanolamine Solutions at Short Contact Times. *Ind. Eng. Chem. Fundam.* 3, 239-245.

- Curtiss C.F., Hirschfelder J.O., 1949. Transport properties of multicomponent gas mixtures. *J. Chem. Phys.* 17(6), 550-555.
- de Groot J., Kestin J., Sookiazian H., Wakeham W.A., 1978. The thermal conductivity of four monatomic gases as a function of density near room temperature. *Physica*, 92A, 117.
- DeWitt K.J., Thodos G., 1966. Viscosities of binary mixtures in dense gaseous state: the methane-carbon dioxide system. *Can. J. Chem. Eng.* 44, 148-151.
- Dijkema K.M., Stouthart J.C., de Vries D.A. E., 1972. Measurements of the thermal conductivity of gases and gas mixtures, methods and results. *Warme-und Stoffubertragung*, 5:47-55.
- Duda J.L., Vrentas J.S., 1968. Laminar liquid jet diffusion studies. *A. I. Ch. E.*, 14, 286-294.
- Ely J.F., Hanley H.J.M., 1983. Prediction of transport properties: thermal conductivity of pure fluids and mixtures. *Ind. Eng. Chem. Fundam*, 22, 90.
- Ember G., Ferron J.R., Wohl K., 1962. Self-Diffusion Coefficients of Carbon Dioxide at 1180°-1680°K. *J. Chem. Phys.*, 37(4), 891-897.
- Fenghour A., Wakeham W.A., 1998. The viscosity of carbon dioxide. *J. Phys. Chem. Ref. Data*, 27(1), 31-44.
- Flory P.J., Orwoll R.A., Vrij A., 1964. Statistical thermodynamics of chain molecule liquids. I. An equation of state for normal paraffin hydrocarbons. *J. Am. Chem. Soc.* 86, 3507-3520.
- Flory P.J., 1965. Statistical thermodynamics of liquid mixtures. *J. Am. Chem. Soc.* 87, 1833-1846.
- Frank M.J.W., Kuipers J.A.M., van Swaaij W.P.M., 1996. Diffusion coefficients and viscosities of CO₂+H₂O, CO₂+CH₃OH, NH₃+H₂O, and NH₃+CH₃OH liquid mixtures. *J. Chem. Eng. Data*, 41:297-302.
- Fuller E.N., Schettler P.D., Giddings J.C., 1966. A new method for prediction of binary gas-phase diffusion coefficients. *Ind. Eng. Chem.*, 58(5), 19-27.
- Gavril D., Atta K.R., Karaiskakis G., 2004. Determination of collision cross-sectional parameters from experimentally measured gas diffusion coefficients. *Fluids Phase Equilib.*, 218, 177-188.
- Giddings J.C., Seager S.L., 1962. Method for rapid determination of diffusion coefficients. *Ind. Eng. Chem. Fundam.*, 1(4), 277-283.
- Gimore T., Comings E.W., 1966. Thermal conductivity of binary mixtures of carbon dioxide, nitrogen, and ethane at high pressures: comparison with correlation and theory. *A. I. Ch. E.*, 1172-1178.
- Golubev I.F., 1970. Viscosity of gases and gas mixtures, Israel programme for scientific translations, Jerusalem.
- Gray P., Maczek A.O.S., 1968. The thermal conductivities, viscosities, and diffusion coefficients of mixtures, containing two polar gases. Proceedings of the 4th symposium on thermophysical, ASME, New York.
- Grunberg L., Nissan A.H., 1949. Mixture law for viscosity. *Nature* 164, 799.
- Gruss H., Schmick H., 1928. *Wissensch. Veroff. Siemens Konzern*, 7.

- Gururaja G.J., Tirunarayanan M.A., Ramachandran A., 1967. Dynamic viscosity of gas mixtures. *J. Chem. Eng. Data*, 12(4), 562-567.
- Hanley H.J.M., 1976. Prediction of the viscosity and thermal conductivity coefficients of mixtures. *Cryogenics*, 16, 643-651.
- Heath H.R., 1948. The viscosity of gas mixtures. *Proceedings of the Physical Society, Section B, London*.
- Hendriks E., Kontogeorgis G.M., Dohrn R., et al., 2010. Industrial Requirements for Thermodynamics and Transport Properties., *Ind. Eng. Chem. Res*, 49(22), 11131-11141.
- Herning F., Zipperer L., 1936. Calculation of the viscosity of technical gas mixtures from the viscosity of the individual gases. *GWF, das Gas- und Wasserfach*, 79, 49-54, 69-73.
- Hirschfelder J.O., Bird R.B., Spotz E., 1948. The transport properties for non-polar gases. *J. Chem. Phys.* 16(10), 968-981.
- Hirschfelder J.O., Curtiss C.F., Bird, R.B., 1954. *Molecular theory of gases and liquids*, Wiley, New York.
- Hirschfelder J.O., 1957. Thermal conductivity in polyatomic electronically excited, or chemically reacting mixtures III. 6th Int. Symp. On Combustion, New York.
- Holsen J., Strunk M.R., 1964. Binary diffusion coefficients in nonpolar gases. *Ind. Eng. Chem. Fundam.*, 3(2), 143-146.
- Huber, M.L., 1996. *Transport properties of fluids, their correlation, prediction and estimation*. IUPAC, Cambridge: Univ. Press.
- Ibbs T.L., Hirst A.A., 1929. *Proc. Roy. Soc. (London)*, A123, 134.
- Imaishi N., Kestin J., Wakeham W.A., 1984. Thermal conductivity of two binary mixtures of gases of equal molecular weight. *Physica* 123A:50-71.
- IPCC, 2005. *IPCC Special Report on Carbon Dioxide Capture and Storage*. Cambridge University Press, New York.
- Irving J.B., 1977. *Viscosities of binary liquid mixtures: a survey of mixture equations*. Natl. Eng. Lab. Rept 631, East Kilbride, Glasgow, Scotland.
- Ivakin B.A., Suetin P.E., 1964a. Diffusion coefficients of some gases measured by the optical method. *Soviet Physics – Technical Physics*, 8(8), 748-751.
- Ivakin B.A., Suetin P.E., 1964b. An investigation of the temperature dependence of the diffusion coefficients of gases., *Soviet Physics – Technical Physics*, 9(6), 866-872.
- Jackson W.M., 1956. Viscosities of the Binary Gas Mixtures, Methane-Carbon Dioxide and Ethylent-Argon. *J. Phys. Chemistry*, 60, 789.
- Jung, G., Schmick, J., 1930. Der Einfluss der molekularen Anziehungskräfte auf die innere Reibung von Gasgemischen. *Z. Physik. Chem.* B7, 130.
- Kanti M., Lagourette B., Alliez J., et al., 1991. Viscosity of binary heptane—nonylbenzene as a function of pressure and temperature: application of Flory's theory. *Fluid Phase Equilib.*, 65, 291.

- Kenney M.J., Sarjant R.J., Thring M.W., 1956. The viscosity of mixtures of gases at high temperatures. *Brit. J. Appl. Physics*, 7, 324-329.
- Kestin J., Leidenfrost W., 1959. The effect of pressure on the viscosity of N₂-CO₂ mixtures. *Physica* 25, 525-536.
- Kestin J., Kobayashi Y., Wood R.T., 1966. The viscosity of four binary gaseous mixtures at 20 and 30°C. *Physica*, 32, 1065-1089.
- Kestin J., Yata J., 1968. Viscosity and diffusion coefficient of six binary mixtures. *J Chem. Phys.*, 49(11), 4780-4791.
- Kestin J., Ro S.T., Wakeham W., 1972a. Viscosity of the Noble Gases in the Temperature Range 25–700°C. *J. Chem. Phys.* 56, 4119.
- Kestin J. Ro S.T., Wakeham W., 1972b. An extended law of corresponding states for the equilibrium and transport properties of the noble gases. *Physica* 58, 165-211.
- Kestin, J., Ro S.T., 1974. The Viscosity of Nine Binary and Two Ternary Mixtures of Gases at Low Density. *Ber. Bunsenges Phys. Chem.*, 78, 20–24.
- Kestin J., Ro S.T., 1976. Transport properties of nine binary and two ternary mixtures of gases at low density. *Ber. Bunsenges. Phys. Chem.* 80, 619-624.
- Kestin J., Khalifa H.E., Ro S.T., et al., 1977. The viscosity and diffusion coefficients of eighteen binary gaseous systems. *Physica* 88A, 242-260.
- Kestin J., Nagasaka Y., 1982a. The thermal conductivity of mixtures of carbon dioxide with three noble gases. *Physica* 113A, 1-26.
- Kestin J., Ro S.T., 1982b. The viscosity and diffusion coefficient of binary mixtures of nitrous oxide with Ar, N₂, and CO₂. *Ber. Bunsenges. Phys. Chem.* 86, 948-850.
- Kestin, J., Ro S.T., 1983a. The Viscosity of carbon-monoxide mixtures with four gases in the temperature range 25-200°C. *Ber. Bunsenges Phys. Chem.*, 87, 600–602.
- Kestin J., Ro S.T., Wakeham W.A., 1983b. The transport properties of binary mixtures of hydrogen with CO, CO₂ and CH₄. *Physica* 119A: 615-638.
- Keyes F.G., Mass C., 1951. A summary of viscosity and heat conduction data for H₂, A, O₂, N₂, CO, CO₂, H₂O and air. *Trans. Am. Soc. Mech Engrs.* 73, 589-596.
- Kulakov I.A., *Izv.* 1955. Voronezh Pedagogical Institute, No. 17.
- Kumagai A., Yokoyama C., 1998. Viscosity of aqueous solutions of CO₂ at high pressures. *Int J. Thermophy.* 19(5): 1315-1323.
- Kumagai A., Yokoyama C., 1999. Viscosities of aqueous NaCl Solutions containing CO₂ at high pressures. *J. Chem. Eng. Data*, 44:227-229.
- Kornfeld G., Hilferding K., 1931. *Z. Physik. Chem. Bodenstein-Fesband*, 792-800.
- Li, H., 2008. Doctoral thesis: Thermodynamic Properties of CO₂ Mixtures and Their Applications in Advanced Power Cycles with CO₂ Capture Processes. Royal Institute of Technology (KTH) Stockholm.

- Li H., Jakobsen J.P., Yan J., 2011. PVTxy properties of CO₂ mixtures relevant to CO₂ conditioning and transport: Review of available Experimental data and theoretical models. *Applied Energy*, in press.
- Lindsay A.L., Bromley L.A., 1950. Thermal Conductivity of Gas Mixtures. *Ind. Eng. Chem.*, 42(8), 1508-1511.
- Little J.E., Kennedy H.T., 1968. *SPE J.*, 157-163.
- Lucas K., 1980. Phase equilibrium and fluid properties in the chemical industry. Dechema, Frankfurt.
- Lucas K., VDI-Warmeatlas, Abschnitt DA, 1984. Berechnungsmethoden für Stoffeigenschaften. Verin Deutscher Ingenieure, Dusseldorf.
- Maczek A.O.S., Gray P., 1969. Thermal conductivities of gaseous mixtures containing polar gases. More than one polar constituent. *Trans. Faraday Soc.*, 65, 1473.
- Maczek A.O.S., Gray P., 1970. Thermal conductivities of gaseous mixtures containing polar gases, part 2 – one polar constituent. *Trans. Faraday Soc.*, 66, 127-141.
- Malik V.K., Hayduk W., 1968. A steady-state capillary cell method for measuring gas-liquid diffusion coefficients. *Can. J. Chem. Eng.*, 46, 462-466.
- Mal'tsev V.A., Nerushev O.A., Novopashin S.A., et al., 2004. Viscosity of H₂-CO₂ mixtures at (500, 800, and 1100) K. *J. Chem. Eng Data*, 49, 684-687.
- Marrero T.R., Mason E.A., 1972. Gaseous Diffusion Coefficients. *J. Phys. Chem. Ref. Data*, 1, 3-118.
- Mason E.A., Saxena S.C., 1958. Approximate formula for the thermal conductivity of gas mixtures. *Phys. Fluids*, 1(5), 361-369.
- Mason E.A., Saxena S.C., 1959. Thermal Conductivity of Multicomponent Gas Mixtures. II. *J. Chem. Phys.*, 31:511-514.
- Mason E.A., Khalifa H.E., Kestin J., et al., 1978. Composition dependence of the thermal conductivity of dense gas mixtures. *Physica* 91A, 377.
- Mathur S. Saxena S.C., 1966. Relations between thermal conductivity and diffusion coefficients of pure and mixed polyatomic gases. *Proc. Phys. Soc.*, 89, 753-765.
- Moghadasi J., Papari M.M., Yousefi F., et al., 2007. Transport coefficients of natural gases. *J. Chem. Eng. Jap.* 40(9), 698-710.
- Monchick L., Yun K.S., Mason E.A., 1963. Relaxation Effects in the Transport Properties of a Gas of Rough Spheres. *J. Chem. Phys.*, 38, 1282.
- Monchick L., Pereira A.N.G., Mason E.A., 1965. Thermal conductivity of polyatomic and polar gases and gas mixtures. *J. Chem. Phys.*, 42(9), 3241- 3256.
- Mukhopadhyay P., Gupta A.D., Barua K., 1967. Thermal conductivity of hydrogen –nitrogen and hydrogen-carbon-dioxide gas mixtures. *Brit. J. Appl. Phys.*, 18, 1301-1306.
- Munkczak F., Sedkacek M., 1970. The influence of water vapour on the viscosity of H₂, Ar, N₂ and CO₂ at 30°C. *Physica*, 46, 1-7.
- Nijssing R.A.T.O., Hendriksz R.H., Kramers H., 1959. Absorption of CO₂ in jets and falling films of electrolyte solutions, with and without chemical reaction. *Chem. Eng. Sci.* 10, 88-104.

- Onda K., Okamoto T., Yamaji Y., 1960. Measurement of the diffusivities of CO₂ in liquids by liquid jets. *Jap. Chem Eng.* 24, 918.
- Othmer D.F., Thakar M.S., 1953. Correlating diffusion coefficients in liquids. *Ind. Eng Chem.*, 45,589-93.
- Phillips P., 1912. The viscosity of carbon dioxide. *Proc. R. Soc.*, 87A: 48-52.
- Pratt K.C., Slater D.H., Wakeham W.A., 1973. A rapid method for the determination of diffusion coefficients of gases in liquids. *Chem. Eng. Sci.*, 28, 1901-1903.
- Reichenberg D., 1974. The viscosity of gas mixtures at moderate pressures. *Natl. Eng. Lab., Rept. Chem.* 29, Ease Kilbride, Glasgow, Scotland, Aug.
- Reichenberg D., 1975. The viscosity of pure gases at high pressures, *Natl. Eng. Lab., Rept. Chem.* 38, Ease Kilbride, Glasgow, Scotland, Aug
- Reichenberg D., 1977. New simplified methods for the estimation of the viscosities of gas mixtures and moderate pressures. *Natl. Eng. Lab., Rept. Chem.* 53, Ease Kilbride, Glasgow, Scotland, Aug.
- Reid R.C., Prausnitz J.M., Poling B.E., 1987. *The properties of gases and liquids*. 4th edition, McGraw-Hill,
- Rini P., Abeele D.V., Degrez G., 2007. Analysis of diffusion phenomena in CO₂/N₂ mixtures under thermochemical equilibrium. *J. Thermophy. Heat Transfer*, 21(1), 28-39.
- Bobjohns H.L., Dunlop P.J., 1984. Diffusion and thermal diffusion in some binary mixtures of the major components of air. *Ber. Bunsenges. Phys. Chem.*, 88, 1239-1241.
- Rosenbaum B.M. Thodos G., 1969. Thermal conductivity of mixtures in the dense gaseous state: the ethane-carbon dioxide system. *J. Chem. Phys.*, 51(4), 1361-1368.
- Rothman A.J., Bromley L.A., 1955. High temperature thermal conductivity of gases. *Ind. Eng. Chem.*, 47(5), 899-906.
- Sastri, S.R.S., Rao K.K., 1992. A new group contribution method for predicting viscosity of organic liquids. *J. Chem. Eng.*, 50(1), 9-25.
- Saxena S.C., Gupta G.P., 1970. Thermal conductivity of the system: N₂-CO and N₂O-CO₂. *Proceedings of the 5th symposium on thermophysical properties*, ASME, New York.
- Schafer, K., 1959. Zwischenmolekulare Kräfte, Temperatur- und Druckabhängigkeit der Diffusion von Gasen, *Z. Elektrochem.* 63, 111.
- Schmid, 1942. *Gas- und wasserfach.* 85, 92.
- Schreiber M., Vesovic V., Wakerham W.A., 1997. Thermal conductivity of multicomponent polyatomic dilute gas mixtures. *Int. J. Thermophys.* 18, 925-938.
- Schwartz F.A., Brow J., 1951. Diffusivity of water vapour in some common gases. *J. Chem. Phys.*, 19(5), 640-646.
- Stiel L.I., Thodos G., 1964. The thermal conductivity of nonpolar substances in the dense gaseous and liquid regions. *A. I. Ch. E.*, 10, 26-29.

Swindells J.F., Coe J.R., Godfrey T.B., 1952. Absolute Viscosity of Water at 20° C. J. Res. Natl. Bur. Stand. 48, 1.

Tang Y.P., Himmelblau D.M., 1965. Effect of solute concentration on the diffusivity of carbon dioxide in water. Chem. Eng. Sci., 20(1), 7-14.

Thomas W.J., Adams M.J., 1965. Measurement of the diffusion coefficients of carbon dioxide and nitrous oxide in water and aqueous solutions of glycerol. Trans. Faraday Soc., 61(508) 668-673.

Todd B., Young J.B., 2002. Thermodynamic and transport properties of gases for use in solid oxide fuel cell modelling. J. Power Sources, 110, 186-200.

Tondon P.K., Saxena S.C., 1968. Calculation of thermal conductivity of polar-nonpolar gas mixtures, Appl Sci. Res., 19, 163.

Trautz M., Kurz F., 1931. Die reibung, wärmeleitung und diffusion in gasmischungen, XV. Die reibung von H₂, N₂, CO₂ und C₃H₈ und ihren binären gemischen. Annalen der Physik, 9, 981.

Trautz M., Sorg K., 1931. The viscosity, thermal conductivity and diffusion in gas mixtures. Ann Phys. 10, 81.

Uchida T., Ohmura R., Nagao J., et al., 2003. Viscosity of aqueous CO₂ solutions measured by dynamic light scattering. J. Chem. Eng. Data, 48, 1225-1229.

Unver A.A., Himmelblau D.M., 1964. Diffusion coefficients of CO₂, C₂H₄, C₃H₆ and C₄H₈ in water from 6 to 65°C. J. Chem. Eng. Data, 9(3), 428-431.

Vargaftik N.B., Timroth D.L., 1950. Trans. 4th world power conference III, Lund-Humphries, London.

Vargaftik N.B., 1972. Handbook on the thermophysical properties of gases and liquids. Nauka, Moscow.

Versteeg G.F., 1986. Mass transfer and chemical reaction kinetics in acid gas treating process. Ph. D., thesis, Twente University, Enschede, The Netherlands.

Vesovic V., Wakeham W.A., Olchoway G.A., et al., 1990. The transport properties of carbon dioxide. J. Phys. Chem. Ref. Data, 19(3), 765-808.

Vines R. G., 1960. Measurement of the thermal conductivities of gases at high temperatures. Trans. ASME, J Heat Trans., 82, 48-52.

von Lehmann H., 1957. Wärmeleitfähigkeit von gasgemischen. Chemische Technik, 9, 530-537.

Wakeham W.A., 1996. Transport properties: from fundamental theory to industrial practice. Fluid Phase Equilib., 117, 334-343.

Waldman L., 1944. Naturwissenschaften 32, 223.

Walker R.E., Westerberg A.A., 1958a. Molecular diffusion studies in gases at high temperature I. The point source technique. J. Chem Phys. 29(5), 1139-1146.

Walker R.E., Westenberg A.A., 1958b. Molecular diffusion studies in gases at high temperature. II. Interpretation of results on the H₂-N₂ and CO₂-N₂ systems. J. Chem. Phys., 29, 1147.

- Walker R.E., Westenberg A.A., 1960. Molecular Diffusion Studies in Gases at High Temperature. IV. Results and Interpretation of the CO₂-O₂, CH₄-O₂, H₂-O₂, CO-O₂ and H₂O-O₂ Systems. *J. Chem. Phys.*, 32(2), 432-442.
- Walker R.E., Monchick L., Westenberg A.A., et al., 1961. High temperature gaseous diffusion experiments and intermolecular potential energy functions. *Planetary and Space Sci.*, 3, 221-227.
- Wall F.T., Kidder G.A., 1946. Mutual diffusion of pairs of gases. *J. Phys. Chem.*, 50, 235-242.
- Wassiljewa A., 1904. Wärmeleitung in Gasgemischen, *Physikalische Zeitschrift*, 5, 737.
- Weber S.T.H., 1917. Experimental research on the heat conductivity of gases. *Ann. Phys.*, 54, 481.
- Weber W., 1955. Die temperaturabhängigkeit der viskosität des wassers zwischen 0°C und 40°C. *Angew. Phys.* 7, 96.
- Weber W., 1963. Messung der druckabhängigkeit der viskosität des wassers im druckbereich bis 500 kp/cm² und temperaturen bis 160°C. *Angew. Phys.* 15, 342.
- Weiland R.H., Dingman J.C., Cronin D.B., et al., 1998. Density and viscosity of some partially carbonated aqueous alkanolamine solutions and their blends. *J. Chem. Eng. Data*, 43, 378-382.
- Weissman S., Mason E.A. 1960. Note on the viscosity of N₂-CO₂ mixtures. *Physica* 26, 531-532.
- Westenberg A.A., Dehaas N., 1962. Gas thermal-conductivity studies at high temperature. Line-source technique and results in N₂, CO₂ and N₂-CO₂ mixtures. *Phys. Fluids*, 5(3), 266-273.
- White G.F., Twining R.T., 1913. The viscosity of undercooled water as measured in a new viscosimeter. *J. Am. Chem.* 50, 380-389.
- Wilke C.R., 1950. A Viscosity Equation for Gas Mixtures. *J. Chem. Phys.*, 18, 517-519.
- Wilke C.R., Lee C.V., 1955. Estimation of diffusion coefficients for gases and vapours. *Ind. Eng. Chem.*, 47(6), 1253-1257.
- Wilke C., Chang P., 1955. Correlation of diffusion coefficients in dilute solutions. *A. I. Ch. E.*, 1, 264-270.
- Winn E.B., 1950. The Temperature Dependence of the Self-Diffusion Coefficients of Argon, Neon, Nitrogen, Oxygen, Carbon Dioxide, and Methane. *Phys Rev.*, 80(6), 1024-1027.
- Yorizane M., Yoshimura S., Masuoka H., et al., 1983. Thermal conductivities of binary gas mixtures at high pressures: nitrogen-oxygen, nitrogen-argon, carbon dioxide-argon, and carbon dioxide-methane. *Ind. Eng. Chem. Fundam.*, 22(4), 458-463.

Appendix A

Details about all available experiments for the viscosity, the thermal conductivity and the diffusion coefficients are given in Table A1, A2 and A3 respectively.

Table A1 Available experimental data on the viscosities

Source	Year	Phase	Substance	T (K)	P (MPa)	NO. of data	Uncertainty
White and Twining	1913	L	CO ₂ /H ₂ O	293			
Jung,	and 1930	G	CO ₂ /HCl, CO ₂ /SO ₂				

Schmick								
Trautz and Kurz	1931	G	CO ₂ /H ₂	300 and 551			16	
Trautz and Sorg	1931	G	CO ₂ /N ₂ O	300-550			24	
Herning and Zipperer	1936	G	CO ₂ /O ₂ /CO/H ₂ /CH ₄ /N ₂	293-1287			17	
Schmid	1942	G	CO ₂ /O ₂ /CO/H ₂ /CH ₄ /N ₂	300-1279			19	
Heath	1948	G	CO ₂ /H ₂	291	0.1		11	
Buddenberg and Wilke	1951	G	CO ₂ /H ₂	298	0.1		5	
Swindells et al.	1952	L	CO ₂ /H ₂ O	293-313				
Weber	1955, 1963	L	CO ₂ /H ₂ O	303-313				
Kenney et al.	1956	G	O ₂ /N ₂ /CO ₂	317-1161			20	2%
Jackson	1956	G	CO ₂ /CH ₄	298			14	
Kestin and Leidenfrost	1959	G	CO ₂ /N ₂	293	0.1-2.14		45	±0.05%
Chakraborti and Gray	1965	G	CO ₂ /SO ₂	298-353			37	1%
DeWitt K.J., Thodos	1966	G	CO ₂ /CH ₄	323-473	3.4-68		>100	
Kestin et al	1966	G	CO ₂ /N ₂ , CO ₂ /Ar	293 and 303			12	±0.1%
Gururaja et al.	1967	G	CO ₂ /O ₂ , CO ₂ /N ₂ , CO ₂ /H ₂ , CO ₂ /O ₂ /N ₂ , CO ₂ /O ₂ /H ₂	295-303	0.098		41	
Kestin and Yata	1968	G	CO ₂ /CH ₄	293 and 303			48	±0.05%
Bhattacharyya and Ghosh	1970	G	CO ₂ /SO ₂	238-308			24	±0.6%
Golubev	1970	G	CO ₂ /N ₂	289	2-12		4	
Munczak and Sedkacek	1970	G	CO ₂ /H ₂ O	303			8	±0.15%
Kestin and Ro	1974	G	CO ₂ /N ₂ , CO ₂ /CH ₄ , Ar/CO ₂ /N ₂ , CH ₄ /CO ₂ /N ₂	CO ₂ /Ar, CO ₂ /N ₂ , 298-873			117	
Kestin and Ro	1976	G	Ar/N ₂ /CO ₂ , CH ₄ /N ₂ /CO ₂	298-873			40	
Kestin et al.	1977	G	CO ₂ /O ₂	298-674			15	±0.3%
Boushehl and Najafi	1979	G	N ₂ /O ₂ /CO ₂ /N ₂ O	313-413			12	
Kestin and Ro	1982	G	CO ₂ /N ₂ O	298-473			10	±0.3%
Kestin et al.	1983	G	CO ₂ /H ₂	295-303	0.1		6	±0.1%
Kestin and Ro	1983	G	CO ₂ /CO	298-473			10	±0.1-0.2%
Frank et al.	1996	L _{sat}	CO ₂ /H ₂ O	293-313	0.4		6	±2%
Kumagai and Yokoyama	1998	L	CO ₂ /H ₂ O	273-278	0.1-30		41	±1.5%
Weiland et al.	1998	L	CO ₂ /Amines	298			165	±0.2%
Kumagai and Yokoyama	1999	L	CO ₂ /H ₂ O/NaCl	273-278	0.1-30		90	±0.8%
Uchida et al.	2003	L	CO ₂ /H ₂ O	273-282	0.7-5		30	±2.3%
Bando et al.	2004	L	CO ₂ /H ₂ O/NaCl	303-333	10-20		53	±2%
Maltsev et al	2004	G	CO ₂ /H ₂	500, 800, 1100	0,3		21	±3%
Moghadasi (25)	2007	G	CO ₂ /H ₂	200-3273.2	19			

Table A2 Available experimental data on the thermal conductivities

Source	Year	Phase	Substance	T (K)	P (MPa)	NO. of data	Uncertainty
Weber	1917	G	CO ₂ /H ₂	273.16		4	
Ibbs and Hirst	1929	G	CO ₂ /H ₂	273			
Kornfeld and Hilferding	1931	G	CO ₂ /H ₂	298		5	
Keyes and Mass	1952	G	CO ₂ /N ₂	273-623		22	
Vargaftik and Timroth	1952	G	CO ₂ /H ₂ O	338		5	
Rothman and Bromley	1955	G	CO ₂ /N ₂	642-961		19	

Kulakov	1955	G/L	CO ₂ /H ₂ O, CO ₂ /N ₂	338-1047		39	
Von Lehmann	1957	G	CO ₂ /H ₂ , CO ₂ /N ₂ , CO ₂ /H ₂ O	273-623		6	
Vines	1960	G	CO ₂ /N ₂	1033		5	
Cheung et al.	1962	G	CO ₂ /N ₂ , CO ₂ /O ₂	369-370		5	
Westenberg and Dehaas	1962	G	CO ₂ /N ₂	300-2000		25	
Gilmore and Comings	1966	G	CO ₂ /N ₂	348	0.1-300	24	
Mukhpadyay et al.	1967	G	CO ₂ /H ₂	258-573		42	±1%
Barua et al.	1968	G	CO ₂ /Ar, CO ₂ /N ₂	273-473		87	
Rosenbraum and Thodos	1969	G	CO ₂ /CH ₄	333-433	3.28-6.89	130	
Maczek and Gray	1970	G	CO ₂ /SO ₂	323-373		18	±0.4%
Saxena and Gupta	1970	G	CO ₂ /N ₂ O	323-723		27	
Dijkema et al.	1972	G	CO ₂ /H ₂ O	298, 333	0.1	18	
Vargaftik	1972	G	CO ₂ /H ₂	273, 893		2	
Christensen and Fredenslund	1979	G	CO ₂ /CH ₄	228.13-272.07	0.26-1.76	14	
Kestin et al.	1982	G	CO ₂ /Ar	300.5	0.85-11.29	48	±0.3%
Kestin et al.	1983	G	CO ₂ -H ₂	300.65	0.85-7.47	44	±0.3%
Yorizane et al	1983	G	CO ₂ /CH ₄ , CO ₂ /Ar	298 and 308	0.1-9	130	±3%
Imaishi et al.	1984	G	CO ₂ /N ₂ O	300.65	0.62-4.25	63	

Table A3 Available the experimental data on the diffusion coefficients

Source	Year	Phase	Substance	T (K)	P (MPa)	NO. of data	Uncertainty
Boardman and Wild	1937	G	CO ₂ /O ₂ , CO ₂ /N ₂ , CO ₂ /H ₂	293	0.1	3	
Chapman and Cowling	1939	G	CO ₂ /O ₂	273	0.1	1	
Waldman	1944	G	CO ₂ /N ₂ , CO ₂ /H ₂	293	0.1	2	
Wall and Kidder	1946	G	CO ₂ /N ₂ O	298	0.1	1	
Winn	1950	G	CO ₂	197-350	0.1	4	
Boyd et al.	1951	G	CO ₂ /H ₂ , CO ₂ /N ₂	293-298	0.1	4	
Schwartz and Brow	1951	G	CO ₂ /H ₂ O	307-353	0.1	5	
Amdur et al.	1952	G	CO ₂ /N ₂ O, CO ₂	194.8-362.6	0.1	5	
Walker and Westenberg	1958	G	CO ₂ /N ₂	298		4	
Nijssing et al.	1959	L	CO ₂ /H ₂ O	279-303	0.1		
Schafer	1959	G	CO ₂ /SO ₂	263-273			
Walker and Westenberg	1960	G	CO ₂ /O ₂	300-3000		7	
Walker et al.	1961	G	CO ₂ /N ₂	573-1100		7	
Ember et al.	1962	G	CO ₂ /CO ₂	1180-1680		12	
Giddings and Seager	1962	G	CO ₂ /N ₂ , CO ₂ /H ₂	297-299	0.1	3	
Clarke	1964	L	CO ₂ /H ₂ O	298		1	
Holsen and Strunk	1964	G	CO ₂ /Ar, CO ₂ /Air, CO ₂ /H ₂ ,	273-317		28	1.5-2.5%
Ivakin and Suetin	1964	G	CO ₂ /N ₂ , CO ₂ /CO, CO ₂ /Ar	291.9-473			
Ivakin and Suetin	1964	G	CO ₂ /CO	296		2	
Unver and Himmelblau	1964	L	CO ₂ /H ₂ O	280-338		5	

Tang and Himmelblau	1965	L	CO ₂ /H ₂ O	298			1	
Thomas and Adams	1965	L	CO ₂ /H ₂ O	292-378	0.1		7	1%
Duda and Vrentas.	1968	L	CO ₂ /H ₂ O	298, 313			2	
Gray and Maczek	1968	G	CO ₂ /SO ₂	323-373	2			
Malik and Hayduk	1968	L	CO ₂ /H ₂ O	303			1	
Choudhari and Doraiswamy	1972	L	CO ₂ /H ₂ O	298-303			3	
Marrero and Mason	1972	G	CO ₂ /Ar, CO ₂ /O ₂ , CO ₂ /N ₂				3	
Pratt et al.	1973	L	CO ₂ /H ₂ O	290			3	±8%
Robjohns and Dunlop	1984	G	CO ₂ /Ar, CO ₂ /O ₂ , CO ₂ /N ₂	300			3	0.2-0.3%
Versteeg	1986	L	CO ₂ /H ₂ O					
Frank et al.	1996	L _{sat}	CO ₂ /H ₂ O	293-313	0.4		4	
Gavril et al.	2004	G	CO ₂ /H ₂	315.2-343.9			7	

Appendix B

This Appendix contains a summary of the models which have been tested for the transport properties in the literature in Tab. B1.

Table B1 Summary of mathematic models of transport properties

Model	Year	Phase	Type	T K	P MPa	Mixture	Dev %	Ref
Viscosity								
Herning-Zipperer	1936	G	Empirical (Emp)	298-353		CO ₂ /SO ₂	3.5	Chakraborti and Gray (1965)
Chapman -Enskog	1939	G	Chapman-Enskog (CE)	291	0.1	CO ₂ /H ₂	Good agreement	Heath (1949)
				298-353		CO ₂ /SO ₂	2	Chakraborti and Gray (1965)
				313-413		CO ₂ /O ₂ /N ₂ O/N ₂	2	Boushehl and Najaf (1979)
Hirschfelder	1948	G	CE	299-550		CO ₂ /H ₂	2-3	Keyes and Mass (1951)
				288	0.1	CO ₂ /H ₂	<1	Buddenberg and Wilke (1951)
				317-1161		CO ₂ /O ₂ /N ₂	1	Kenney (1956)
				293-303		CO ₂ /N ₂ , CO ₂ /Ar	0.1	Kestin et al. (1966)
				293-303		CO ₂ /CH ₄	Good agreement	Kestin and Yata (1968)
				238-308		CO ₂ /SO ₂	<1	Bhattacharyya and Ghost (1970)
				303	0.1	CO ₂ /H ₂ O	Poor agreement	Munczak and Sedlacek (1970)
				289		CO ₂ /SO ₂	1.8	Bae and Reed (1971)
Grunberg and Nissan	1949	L	Emp	273-278	0-30	CO ₂ /H ₂ O	<1	Kumagai and Yokoyama (1998)
Wilkes equation	1950	G	CE	298		CO ₂ /CH ₄	<1	Jackson (1956)
				293		CO ₂ /N ₂	1.7	Kestin and Leidenfrost (1959)
				298-353		CO ₂ /SO ₂	3.5	Chakraborti and Gray (1965)
				296-303		CO ₂ /N ₂	0.57	Gururaja et al. (1967)
						CO ₂ /O ₂	1.91	
						CO ₂ /H ₂	0.62	
						CO ₂ /O ₂ /H ₂	1.77	
				500-1100	0.3	CO ₂ /H ₂	Max 8	Mal'tsev et al (2004)
Brokaw	1965	G	CE	298-353		CO ₂ /SO ₂	<2	Chakraborti and Gray (1965)
DeWitt and Thodos	1966	G	Emp	323-473	$\rho_R < 1.5$	CO ₂ /CH ₄	1.83	DeWitt and Thodos (1966)
Canonically angle-average pair potential energy function	1971	G	CE					
Bloomfield-Dewan equation and Flory theory	1971	L	Flory	273-278	0-30	CO ₂ /H ₂ O	Poor agreement	Kumagai and Yokoyama (1998)
KRW law	1972	G	Corresponding State (CS)	298-873		CO ₂ /N ₂ , CO ₂ /Ar, CO ₂ /CH ₄ , CO ₂ /N ₂ O, CO ₂ /N ₂ /Ar, CO ₂ /N ₂ /CH ₄	1	Kestin and Ro (1976, 1982)

Hanley	1976	G	CS	289	2-12	CO ₂ /N ₂	0-7.8	Hanley (1976)
Kumagai and Yokoyama	1999	L	Emp	273-278	0-30	CO ₂ /H ₂ O/NaCl	1.3	Kumagai and Yokoyama (1999)
Bando	2004	L	Emp	303-333	10-20	CO ₂ /H ₂ O/NaCl	5	Bando et al. (2004)
Boltzmann		G	CE+CS	298-674		CO ₂ /O ₂	0.3	Kestin et al (1977)
Arrhenius type function		L	Emp	293-333		CO ₂ /H ₂ O	1	Frank et al (1996)
Thermal conductivity								
Wassiljewa	1904	G	Semi-Emp	323-373		CO ₂ /SO ₂	0.5	Gray and Maczek (1968)
Wassiljewa+Lindsay-Bromley A _{ij}	1950	G	Semi-Emp	273-298		CO ₂ /H ₂	-0.2-8.4	Lindsay and Bromley (1950)
				642-961		CO ₂ /N ₂	-3~-1	Rothman and Bromley (1955)
				348	0.1-300	CO ₂ /N ₂	Max=30%	Gilmore and Comings (1966)
				323-373		CO ₂ /SO ₂	-1.16-2.53	Gray and Maczek (1968)
				338		CO ₂ /H ₂ O	1.4	Tondon and Saxena (1968)
				298-333		CO ₂ /H ₂ O	No agreement	Dijkema et al. (1972)
Enskog	1951	G	Rigorous kinetic theory (RKT)	323-623	0.1	CO ₂ /N ₂	3.43	Keyes and Mass (1951)
Hirschfelder	1957	G	RKT	273-1033		CO ₂ /N ₂	Good agreement	Brokaw (1959)
				294-1000		CO ₂ /N ₂	10	Westenberg and Dehaas (1962)
				323.16		CO ₂ /N ₂	6.4-7.8	Mathur and Saxena (1966)
				273.16		CO ₂ /H ₂	2.2-3.5	
				258-473		CO ₂ /H ₂	5-8	Mukhopadhyay et al. (1967)
				273-473		CO ₂ /Ar	3	Barau et al. (1968)
						CO ₂ /N ₂	4	
				300-750		CO ₂ /N ₂ O	-2-9	Saxena and Gupta (1970)
				323 and 373		CO ₂ /SO ₂	0-3	Maczek and Gray (1970)
300	0.85-7.5	CO ₂ /H ₂	>0.3	Kestin et al. (1983)				
Mason and Saxena	1958	G	RKT	323-961		CO ₂ /N ₂	4.6	Mason and Saxena (1958)
				298-333		CO ₂ /H ₂ O	No agreement	Dijkema et al. (1972)
Wassiljewa+Mason-Saxena	1958	G	Semi-Emp	298-308	0-9	CO ₂ /CH ₄ , CO ₂ /Ar	<5	Yorlzan et al. (1983)
Cheung	1962	G	Emp	273-1047		CO ₂ /O ₂ , CO ₂ /O ₂ N ₂	2.1	Cheung et al. (1962)
Monchick	1964	G	RKT	300-1000		CO ₂ /N ₂	2 (≤500K)	Monchick et al. (1965)
Tondon and Saxena	1968	L	Emp	338		CO ₂ /H ₂ O	2.2	Tondon and Saxena (1968)
Rosenbaum and Thodos	1969	G	Emp	333-433	3.3-6.9	CO ₂ /CH ₄	2.24	Rosenbaum and Thodos (1969)
Andreev and Mal'ter	1975	G	Emp	273 and 893		CO ₂ /H ₂	1	Andreev and Mal'ter (1975)
Mason	1978	G	RKT		0-75 kg/m ³	CO ₂ /H ₂	≈5	Kestin et al. (1983)
Kestin		G	Emp	300	10-250kg/m ³	CO ₂ /Ar	0.5	Kestin et al. (1982)
					8-75	CO ₂ /H ₂	0.4	Kestin et al. (1983)

					kg/m ³			
					10-100 kg/m ³	CO ₂ /N ₂ O	0.7	Kestin et al. (1984)
Diffusion coefficient								
RKT		G	Lennard-Jones potential	273-293	0.1	CO ₂ /O ₂	Within the experimental error	Walker and Westenberg (1960)
				296.1		CO ₂ /CO	1.3	Ivakin and Suetin (1964a)
				Up to 1000		CO ₂ /N ₂ , CO ₂ /H ₂ , CO ₂ /Ar, CO ₂ /CO	Good agreements	Ivakin and Suetin (1964b)
				276-317		CO ₂ /Air, CO ₂ /Ar	Inconsistent	Holsen and Strunk (1964)
			Modified-Buckingham potential (Hirschfelder et al. 1954)	273-293	0.1	CO ₂ /O ₂	Within the experimental error	Walker and Westenberg (1960)
				276-317		CO ₂ /Air, CO ₂ /Ar	Inconsistent	Holsen and Strunk (1964)
				296.1		CO ₂ /CO	0	Ivakin and Suetin (1964b)
				Wilke-Lee (1955)	296.1		CO ₂ /CO	7.3
			Point center of repulsion	273-293	0.1	CO ₂ /O ₂	Within the experimental error	Walker and Westenberg (1960)
				Exponential repulsion	273-293	0.1	CO ₂ /O ₂	Within the experimental error
Canonically angle-average pair potential energy function	263-473	0.1		CO ₂ /SO ₂	3	Bae and Reed (1971)		
Wilke-Chang	1955	L	Semi-Emp	279-338		CO ₂ /H ₂ O	<11	Unver and Hemmelblau (1964)
				291-348		CO ₂ /H ₂ O	-20	Tomas and Adams (1964)
				298-328	0.4	CO ₂ /H ₂ O	5	Frank et al. (1996)
Fuller-Schettler-Giddings	1958	G	Emp	194.8-1200	0.1	CO ₂ /H ₂ , CO ₂ /N ₂ , CO ₂ /Ar, CO ₂ /H ₂ O	-3.3-14.4	Fuller et al. (1958)
				300-1500	0.1	CO ₂ /N ₂ , CO ₂ /O ₂ , CO ₂ /H ₂ , CO ₂ /H ₂ O, CO ₂ /CO	-2.44-4.71 for (20.91 CO ₂ /H ₂ O)	Todd and Young (2002)
				315.2-343.9		CO ₂ /H ₂	<0.5	Gavril (2004)
Othmer-Thakar	1960	L	Semi-Emp	279-338		CO ₂ /H ₂ O	<11	Unver and Hemmelblau (1964)
Stokes-Einstein	1960	L	Hydrodynamic theory	298-328	0.4	CO ₂ /H ₂ O	5	Frank et al. (1996)
Arrhenius-type (Versteeg)	1986	G	Emp	298-328	0.4	CO ₂ /H ₂ O	1.67	Frank et al. (1996)
Arrhenius-type (Frank)	1996	G	Emp	298-328	0.4	CO ₂ /H ₂ O	1	Frank et al. (1996)

